

LAMPARAS & ARTICULOS DECORACION  
LIGHTING & ACCESSORIES

TARIFA PRECIOS / PRICE LIST

2 0 1 4





CONDICIONES GENERALES DE LA TARIFA

- 1.- Los precios reflejados en la tarifa se entienden en condiciones FOB VALENCIA para pedidos superiores a 3.500 Euros.
- 2.- Para pedidos inferiores a 3.500 Euros, las condiciones de venta se entienden EX FABRICA (EX-WORKS).
- 3.- Recargo por Embalaje Especial 3%.
- 4.- Mariner, S.A., no responde de los desperfectos, roturas ó perdidas producidas durante el transporte, debiendo, el cliente, efectuar la reclamación oportuna a la agencia de transportes, a la hora de la entrega de la mercancía ó a su compañía de seguros.
- 5.- Mariner, S.A., no acepta ninguna devolución de mercancía si no está expresamente autorizada por nuestro Departamento Comercial.
- 6.- Para pedidos que se sirvan en el territorio español, los precios consignados en esta tarifa son sin el IVA correspondiente.
- 7.- Esta tarifa Anula a las anteriores.

---

---

GENERAL CONDITIONS

- 1.- For orders over 3.500 Euros, the prices on this list are FOB VALENCIA terms.
- 2.- For orders under 3.500 Euros, the terms will be EX WORKS (EXW)
- 3.- Extra cost for special packing: 3%.
- 4.- Mariner, S.A., is not responsible for any damage, breaking or loss occurred during the transport of the goods. Buyer must claim to the transport agency or insurance company in such a case.
- 5.- Mariner will not accept any return of merchandise, unless it is expressly authorized by the company.
- 6.- For orders to be delivered in the Spanish territory, the prices in this list do not include the corresponding IVA.
- 7.- This Price List cancels all previous ones.



AE25



## ABREVIATURAS COLORES / FINISH CODES

---


---

### MADERA / WOOD

AMR (417)	Avellana Miel Reforzado/ Hazelnut
ATR (441)	Atria
ATR.B (462)	Atria Brillo/ High Gloss
BAL (434)	Balmoral
BEL (488)	Belgravia
BURD.DIF (453)	Burdeos Difuminado/ Bordeaux
C.IN. (505)	Caoba Ingles / English Mahogany
CA.B.(490)	Pau Ferro Brillo / High Gloss Pau Ferro
CAMD (353)	Caoba Americano Difuminado / Shadowed American Mahogany
CC (18)	Caoba Claro/Light Mahogany
CO (17)	Caoba Oscuro/ Dark Mahogany
GRS (470)	Gris/Grey
GRS.B (468)	Gris Brillo/High Gloss Grey
L.AB (513)	Lupa Abedul/Birch Burl
MAK.B (486)	Makasar Brillo / High Gloss Makasar
N (66)	Negro(Lacado)/Black (Lacquer)
N.A.B. (515)	Nogal Ahumado Brillo / Smoky walnut, High Gloss
NB.PPE (426)	Negro Brillo. Pan de Plata Envejecido / High Gloss Black. Old Silver Leaf
NC (27)	Nogal Caramelo/ Caramel Walnut
NM (05)	Nogal Miel/Honey Walnut
NO (19)	Nogal / Walnut
NO.POE (435)	Nogal, Pan de Oro Envejecido/Walnut, Old Gold Leaf
PO (214)	Pan de Oro/ Gold Leaf
P.CJ (500)	Palma de Cerejeida / Cerejeida Palm
PZ (471)	Pizarra / Slate
PZ.B (464)	Pizarra Brillo / High Gloss Slate
SC (01)	Según Catalogo/As Per Catalogue

### METAL / METAL

AC.B (477)	Acero Brillo / Polished Steel
AN (49)	Art. Nouveau / Antique Brass
AN.PV (254)	Art. Nouveau Patina Verde/ Antique Brass Green Patina
BE.(316)	Bronceado Envejecido / Aged Bronze
BF.(274)	Bronceado Frances/ French Bronze
BROX.(211)	Bronceado Oxido/ Oxidized Bronze
BR.VJO (72)	Bronceado Viejo / Old Bronze
CR.(420)	Cromo / Chrome
DB (67)	Dorado Brillo / Polished Brass
D.ETR (423)	Dorado Etrusco / Golden Etruscan
HOX (222)	Hierro Oxido / Rusty Iron
N.B.(459)	Negro Brillo / Polished Black
N.F. (381)	Negro Forja / Black Forge
NI.B. (516)	Niquel Brillo / Polished Nickel
OA (231)	Oro Anticuario / Antique Gold Plated
OF.(55)	Oro Frances / French Gold
OFFB... (303)	Oro Frances Patina Blanca/French Gold White Patina
PLA.B (04)	Plata Brillo / Polished Silver
PLA.ANT.(387)	Plata Anticuario / Antique Silver Plated
PLA.VI.(56)	Plata Vieja / Old silver
P.O.E.(380)	Pan de Oro Envejecido / Old Gold Leaf
P.P.E.(391)	Pan de Plata Envejecido / Old Silver Leaf
V.(87)	Verde (Lacado) / Green (Lacquer)
VOX.(200)	Verde Oxido / Oxidized Green

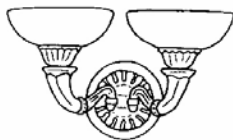
DISEÑO	REF.	DESCRIPCION	POTENCIA MÁXIMA	OBSERVACIONES
	<b>E - 14</b>	BOMBILLAS INCANDESCENTES INCANDESCENT BULBS	<b>60 W</b>	Se sirven sin bombillas Bulbs are not included
	<b>E - 27</b>	BOMBILLAS INCANDESCENTES INCANDESCENT BULBS	<b>60 W</b>	Se sirven sin bombillas Bulbs are not included
	<b>HALOG. E - 27</b>	BOMBILLAS HALOGENA HALO ESTAR HALOGEN BULBHALO ESTAR	<b>200 W</b>	Se sirven sin bombilla Bulb not included
	<b>HALOG. G - 9</b>	BOMBILLAS HALOGENA HALO PIN HALOGEN BULBHALO PIN	<b>40 W</b>	Se sirven sin bombilla Bulb not included
	<b>HALOG. G - 4</b>	BOMBILLAS HALOGENA HALO PIN HALOGEN BULBHALO PIN	<b>20 W</b>	Se sirven sin bombilla Bulb not included

• **NOTA** •

RECOMENDAMOS LA UTILIZACIÓN DE POTENCIAS NO SUPERIORES A 40 W EN AQUELLOS CASOS EN QUE LAS BOMBILLAS SE ENCUENTREN ENCERRADAS EN EL INTERIOR DE TULIPAS EN FORMA DE GLOBO O SIMILAR Y EN AQUELLOS MODELOS CUYAS LUCES SEAN HACIA ABAJO, PARA EVITAR RECALENTAMIENTOS

• **NOTE** •

WE RECOMMEND TO USE NO MORE THAN 40 W WHEN BULBS ARE INTO GLASS OR ALABASTER SHADES IN GLOBUS OR SIMILAR FORMS, AND IN THOSE MODELS WHOSE LIGHTS POINTED DOWN, IN ORDER TO AVOID OVERHEATING.



REF.	DESCRIPCIÓN	⚡ LUCES	Peso Neto Net Weight	MEDIDAS MEASURES	CONTAINER VOLUME
<b>650.0</b>	LÁMPARA / CHANDELIER	8-E14	23,44 kg	102↑ 82Ø cm	1,120 m³
			51,63 lb	40,16↑ 32,28Ø in	39,552 ft³
	COLOR	COD.	PANTALLAS		PVP ( )
	OF/NST	100	1622-62 Lisa beige / Plain beige		<b>7.394</b>
	OF/V	195			<b>7.394</b>
	OF/NST	100	1620-00 Sin Pantallas / No Shades		<b>7.220</b>
	OF/V	195			<b>7.220</b>
<b>2400.0</b>	LÁMPARA / CHANDELIER	9-E14	92,00 kg	116↑ 100Ø cm	1,931 m³
			202,64 lb	45,67↑ 39,37Ø in	68,193 ft³
	COLOR	COD.	PANTALLAS		PVP ( )
	OF	55			<b>47.232</b>
<b>2531.0</b>	APLIQUE / WALL BRACKET	2-E14	4,20 kg	55↑ 26↔ 20/ cm	0,130 m³
			9,25 lb	21,65↑ 10,24↔ 7,87/ in	4,591 ft³
	COLOR	COD.	PANTALLAS		PVP ( )
	OF	55			<b>1.100</b>
<b>18079.0</b>	LÁMPARA / CHANDELIER · Alabastro Blanco / White Alabaster	6-E27+3-E27	24,01 kg	76↑ 94Ø cm	0,491 m³
			52,89 lb	29,92↑ 37,01Ø in	17,340 ft³
	COLOR	COD.	PANTALLAS		PVP ( )
	AN.PV.	254			<b>3.160</b>
	VOX/AN	201			<b>3.160</b>
<b>18155.0</b>	APLIQUE / WALL BRACKET · Alabastro Blanco / White Alabaster	1-E27	2,33 kg	25↑ 20↔ 28/ cm	0,067 m³
			5,13 lb	9,84↑ 7,87↔ 11,02/ in	2,366 ft³
	COLOR	COD.	PANTALLAS		PVP ( )
	AN.PV.	254			<b>310</b>
	VOX/AN	201			<b>310</b>
<b>18155.1</b>	APLIQUE / WALL BRACKET · Alabastro Brandy / Brandy Alabaster	1-E27	2,33 kg	25↑ 20↔ 28/ cm	0,067 m³
			5,13 lb	9,84↑ 7,87↔ 11,02/ in	2,366 ft³
	COLOR	COD.	PANTALLAS		PVP ( )
	AN.PV.	254			<b>310</b>
	VOX/AN	201			<b>310</b>
<b>18156.0</b>	APLIQUE / WALL BRACKET · Alabastro Blanco / White Alabaster	2-E27	4,80 kg	25↑ 42↔ 25/ cm	0,067 m³
			10,57 lb	9,84↑ 16,54↔ 9,84/ in	2,366 ft³
	COLOR	COD.	PANTALLAS		PVP ( )
	AN.PV.	254			<b>520</b>
	VOX/AN	201			<b>520</b>
<b>18156.1</b>	APLIQUE / WALL BRACKET · Alabastro Brandy / Brandy Alabaster	2-E27	4,80 kg	25↑ 42↔ 25/ cm	0,067 m³
			10,57 lb	9,84↑ 16,54↔ 9,84/ in	2,366 ft³
	COLOR	COD.	PANTALLAS		PVP ( )
	AN.PV.	254			<b>520</b>
	VOX/AN	201			<b>520</b>



REF.	DESCRIPCIÓN	LUCES	Peso Neto Net Weight	MEDIDAS MEASURES	CONTAINER VOLUME
<b>18430.0</b>	LÁMPARA / CHANDELIER	12-E14+6-E14	38,39 kg	106‡ 102Ø cm	2,125 m³
			84,56 lb	41,73‡ 40,16Ø in	75,044 ft³
	COLOR	COD.	PANTALLAS		PVP ( )
	OF	55			<b>5.014</b>
	BE	316			<b>5.014</b>




<b>18431.0</b>	LÁMPARA / CHANDELIER	8-E14	21,20 kg	83‡ 90Ø cm	1,120 m³
			46,70 lb	32,68‡ 35,43Ø in	39,552 ft³
	COLOR	COD.	PANTALLAS		PVP ( )
	BE	316			<b>2.844</b>
	OF	55			<b>2.844</b>



<b>18490.0</b>	APLIQUE / WALL BRACKET	1-E27	4,50 kg	65‡ 24↔ 25/ cm	0,086 m³
			9,91 lb	25,59‡ 9,45↔ 9,84/ in	3,037 ft³
	COLOR	COD.	PANTALLAS		PVP ( )
	VOX.ANPV	279			<b>666</b>
	HOX.ANPV	278			<b>666</b>
	OA/NB	288			<b>778</b>
	PLA.ANT/NB	390			<b>778</b>



<b>18522.0</b>	LÁMPARA / CHANDELIER	6-E27+3-E27	24,22 kg	64‡ 84Ø cm	0,793 m³
			53,35 lb	25,2‡ 33,07Ø in	28,005 ft³
	· Alabastro Blanco / White Alabaster				
	COLOR	COD.	PANTALLAS		PVP ( )
	AN	49			<b>2.886</b>
	AN.PV.	254			<b>2.886</b>

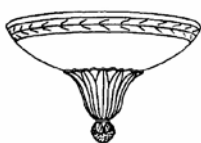


<b>18523.0</b>	PLAFÓN / CEILING FIXTURE	6-E14	10,01 kg	43‡ 50Ø cm	0,205 m³
			22,05 lb	16,93‡ 19,69Ø in	7,240 ft³
	· Alabastro Blanco / White Alabaster				
	COLOR	COD.	PANTALLAS		PVP ( )
	AN	49			<b>1.058</b>
	AN.PV.	254			<b>1.058</b>



<b>18529.0</b>	LÁMPARA / CHANDELIER	8-E27+4-E27	27,80 kg	75‡ 86Ø cm	0,793 m³
			61,23 lb	29,53‡ 33,86Ø in	28,005 ft³
	· Alabastro Brandy / Brandy Alabaster				
	COLOR	COD.	PANTALLAS		PVP ( )
	AN.PV.	254			<b>4.168</b>
	OF	55			<b>4.168</b>
	BROX	211			<b>4.168</b>

<b>18529.1</b>	LÁMPARA / CHANDELIER	8-E27+4-E27	27,80 kg	75‡ 86Ø cm	0,793 m³
			61,23 lb	29,53‡ 33,86Ø in	28,005 ft³
	· Alabastro Blanco / White Alabaster				
	COLOR	COD.	PANTALLAS		PVP ( )
	AN.PV.	254			<b>4.168</b>
	OF	55			<b>4.168</b>
	BROX	211			<b>4.168</b>



<b>18530.0</b>	APLIQUE / WALL BRACKET	1-E14	1,01 kg	20‡ 32↔ 16/ cm	0,067 m³
			2,22 lb	7,87‡ 12,6↔ 6,3/ in	2,366 ft³
	· Alabastro Blanco / White Alabaster				
	COLOR	COD.	PANTALLAS		PVP ( )
	AN	49			<b>296</b>
	AN.PV.	254			<b>296</b>





REF.	DESCRIPCIÓN	LUCES	Peso Neto Net Weight	MEDIDAS MEASURES	CONTAINER VOLUME
<b>18531 .0</b>	PIE HALÓGENO / FLOOR LAMP · Alabastro Blanco / White Alabaster	1-E27 HL	25,40 kg	183↑ 44Ø cm	0,648 m³
			55,95 lb	72,05↑ 17,32Ø in	22,884 ft³
	COLOR	COD.	PANTALLAS		PVP ( )
	BROX/AN	218			<b>2.104</b>
	BROX/ANPV	280			<b>2.104</b>



<b>18547 .0</b>	LÁMPARA / CHANDELIER · Alabastro Blanco / White Alabaster	3-E27+3-E14	18,07 kg	52↑ 80Ø cm	0,462 m³
			39,80 lb	20,47↑ 31,5Ø in	16,315 ft³
	COLOR	COD.	PANTALLAS		PVP ( )
	AN	49			<b>1.908</b>
	AN.PV.	254			<b>1.908</b>



<b>18555 .0</b>	LÁMPARA / CHANDELIER	6-E27+2-E14	26,80 kg	90↑ 104Ø cm	1,666 m³
			59,03 lb	35,43↑ 40,94Ø in	58,834 ft³
	COLOR	COD.	PANTALLAS		PVP ( )
	OF/V	195			<b>4.544</b>
	OF/NST	100			<b>4.544</b>



<b>18576 .0</b>	LÁMPARA / CHANDELIER	3-E27+1-E27	9,56 kg	83↑ 66Ø cm	0,462 m³
			21,06 lb	32,68↑ 25,98Ø in	16,315 ft³
	COLOR	COD.	PANTALLAS		PVP ( )
	AN	49			<b>2.132</b>

<b>18576 .1</b>	LÁMPARA / CHANDELIER · Tulipa difuminada marrón / Brown patina shade	3-E27+1-E27	9,56 kg	83↑ 66Ø cm	0,462 m³
			21,06 lb	32,68↑ 25,98Ø in	16,315 ft³
	COLOR	COD.	PANTALLAS		PVP ( )
	AN	49			<b>2.132</b>



<b>18581 .0</b>	APLIQUE / WALL BRACKET	2-E27	6,60 kg	47↑ 51↔ 27/ cm	0,151 m³
			14,54 lb	18,5↑ 20,08↔ 10,63/ in	5,333 ft³
	COLOR	COD.	PANTALLAS		PVP ( )
	OF	55			<b>968</b>
	AN.PV.	254			<b>968</b>



<b>18596 .0</b>	LÁMPARA / CHANDELIER · Alabastro Blanco / White Alabaster	8-E27+4-E27	41,02 kg	86↑ 93Ø cm	1,120 m³
			90,35 lb	33,86↑ 36,61Ø in	39,552 ft³
	COLOR	COD.	PANTALLAS		PVP ( )
	AN	49			<b>5.808</b>
	OF	55			<b>5.808</b>
	AN.PV.	254			<b>5.808</b>

<b>18596 .1</b>	LÁMPARA / CHANDELIER · Alabastro Brandy / Brandy Alabaster	8-E27+4-E27	41,02 kg	86↑ 93Ø cm	1,120 m³
			90,35 lb	33,86↑ 36,61Ø in	39,552 ft³
	COLOR	COD.	PANTALLAS		PVP ( )
	AN	49			<b>5.808</b>
	OF	55			<b>5.808</b>
	AN.PV.	254			<b>5.808</b>



REF.	DESCRIPCIÓN	LUCES	Peso Neto Net Weight	MEDIDAS MEASURES	CONTAINER VOLUME
<b>18626 .0</b>	LÁMPARA / CHANDELIER · Alabastro Blanco / White Alabaster	6-E27+3-E14	22,97 kg	67↑ 77Ø cm	0,462 m³
			50,59 lb	26,38↑ 30,31Ø in	16,315 ft³
	COLOR	COD.	PANTALLAS		PVP ( )
	AN	49			<b>3.916</b>
	OF	55			<b>3.916</b>
	AN.PV.	254			<b>3.916</b>
<b>18626 .1</b>	LÁMPARA / CHANDELIER · Alabastro Brandy / Brandy Alabaster	6-E27+3-E14	22,97 kg	67↑ 77Ø cm	0,462 m³
			50,59 lb	26,38↑ 30,31Ø in	16,315 ft³
	COLOR	COD.	PANTALLAS		PVP ( )
	AN	49			<b>3.916</b>
	OF	55			<b>3.916</b>
	AN.PV.	254			<b>3.916</b>




<b>18644 .0</b>	APLIQUE / WALL BRACKET · Alabastro Blanco / White Alabaster	2-E27	5,57 kg	29↑ 44↔ 24/ cm	0,067 m³
			12,27 lb	11,42↑ 17,32↔ 9,45/ in	2,366 ft³
	COLOR	COD.	PANTALLAS		PVP ( )
	AN	49			<b>792</b>
	OF	55			<b>792</b>
	AN.PV.	254			<b>792</b>
<b>18644 .1</b>	APLIQUE / WALL BRACKET · Alabastro Brandy / Brandy Alabaster	2-E27	5,57 kg	29↑ 44↔ 24/ cm	0,067 m³
			12,27 lb	11,42↑ 17,32↔ 9,45/ in	2,366 ft³
	COLOR	COD.	PANTALLAS		PVP ( )
	AN	49			<b>792</b>
	OF	55			<b>792</b>
	AN.PV.	254			<b>792</b>



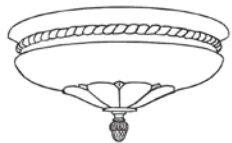
<b>18645 .0</b>	APLIQUE / WALL BRACKET · Alabastro Blanco / White Alabaster	1-E27	3,14 kg	30↑ 20↔ 29/ cm	0,067 m³
			6,92 lb	11,81↑ 7,87↔ 11,42/ in	2,366 ft³
	COLOR	COD.	PANTALLAS		PVP ( )
	AN	49			<b>460</b>
	OF	55			<b>460</b>
	AN.PV.	254			<b>460</b>
<b>18645 .1</b>	APLIQUE / WALL BRACKET · Alabastro Brandy / Brandy Alabaster	1-E27	3,14 kg	30↑ 20↔ 29/ cm	0,067 m³
			6,92 lb	11,81↑ 7,87↔ 11,42/ in	2,366 ft³
	COLOR	COD.	PANTALLAS		PVP ( )
	AN	49			<b>460</b>
	OF	55			<b>460</b>
	AN.PV.	254			<b>460</b>




<b>18659 .0</b>	COLGANTE / PENDANT · Alabastro Blanco / White Alabaster	6-E14	14,35 kg	73↑ 49Ø cm	0,396 m³
			31,61 lb	28,74↑ 19,29Ø in	13,985 ft³
	COLOR	COD.	PANTALLAS		PVP ( )
	AN	49			<b>2.216</b>
	OF	55			<b>2.216</b>
	AN.PV.	254			<b>2.216</b>
<b>18659 .1</b>	COLGANTE / PENDANT · Alabastro Brandy / Brandy Alabaster	6-E14	14,35 kg	73↑ 49Ø cm	0,396 m³
			31,61 lb	28,74↑ 19,29Ø in	13,985 ft³
	COLOR	COD.	PANTALLAS		PVP ( )
	AN	49			<b>2.216</b>
	OF	55			<b>2.216</b>
	AN.PV.	254			<b>2.216</b>



REF.	DESCRIPCIÓN	⚡ LUCES	Peso Neto Net Weight	MEDIDAS MEASURES	CONTAINER VOLUME
<b>18660 .0</b>	PLAFÓN / CEILING FIXTURE · Alabastro Blanco / White Alabaster	6-E14	13,03 kg	47↑ 50Ø cm	0,242 m³
			28,70 lb	18,5↑ 19,69Ø in	8,546 ft³
	COLOR	COD.	PANTALLAS		PVP ( )
	AN	49			<b>1.900</b>
	OF	55			<b>1.900</b>
	AN.PV.	254			<b>1.900</b>
<b>18660 .1</b>	PLAFÓN / CEILING FIXTURE · Alabastro Brandy / Brandy Alabaster	6-E14	13,03 kg	47↑ 50Ø cm	0,242 m³
			28,70 lb	18,5↑ 19,69Ø in	8,546 ft³
	COLOR	COD.	PANTALLAS		PVP ( )
	AN	49			<b>1.900</b>
	OF	55			<b>1.900</b>
	AN.PV.	254			<b>1.900</b>
<b>18661 .0</b>	APLIQUE / WALL BRACKET · Alabastro Blanco / White Alabaster	1-E14	2,82 kg	18↑ 36↔ 18/ cm	0,067 m³
			6,21 lb	7,09↑ 14,17↔ 7,09/ in	2,366 ft³
	COLOR	COD.	PANTALLAS		PVP ( )
	AN	49			<b>510</b>
	OF	55			<b>510</b>
	AN.PV.	254			<b>510</b>
<b>18661 .1</b>	APLIQUE / WALL BRACKET · Alabastro Brandy / Brandy Alabaster	1-E14	2,82 kg	18↑ 36↔ 18/ cm	0,067 m³
			6,21 lb	7,09↑ 14,17↔ 7,09/ in	2,366 ft³
	COLOR	COD.	PANTALLAS		PVP ( )
	AN	49			<b>510</b>
	OF	55			<b>510</b>
	AN.PV.	254			<b>510</b>
<b>18693 .0</b>	LÁMPARA / CHANDELIER · Cristal Scholer / Scholer Crystal	12-E14	47,40 kg	130↑ 103Ø cm	2,594 m³
			104,41 lb	51,18↑ 40,55Ø in	91,606 ft³
	COLOR	COD.	PANTALLAS		PVP ( )
	ORO ANT.	231	1622-62 Lisa beige / Plain beige		<b>29.240</b>
	ORO ANT.	231	1620-00 Sin Pantallas / No Shades		<b>28.966</b>
<b>18693 .1</b>	LÁMPARA / CHANDELIER · Swarovski Elements	12-E14	47,40 kg	130↑ 103Ø cm	2,594 m³
			104,41 lb	51,18↑ 40,55Ø in	91,606 ft³
	COLOR	COD.	PANTALLAS		PVP ( )
	ORO ANT.	231	1622-62 Lisa beige / Plain beige		<b>37.144</b>
	ORO ANT.	231	1620-00 Sin Pantallas / No Shades		<b>36.514</b>
<b>18694 .0</b>	COLGANTE / PENDANT · Alabastro Blanco / White Alabaster	6-E14	11,60 kg	69↑ 50Ø cm	0,396 m³
			25,55 lb	27,17↑ 19,69Ø in	13,985 ft³
	COLOR	COD.	PANTALLAS		PVP ( )
	OFPB	303			<b>1.896</b>
	AN.PV.	254			<b>1.896</b>
	OF	55			<b>1.896</b>
<b>18694 .1</b>	COLGANTE / PENDANT · Alabastro Brandy / Brandy Alabaster	6-E14	11,60 kg	69↑ 50Ø cm	0,396 m³
			25,55 lb	27,17↑ 19,69Ø in	13,985 ft³
	COLOR	COD.	PANTALLAS		PVP ( )
	OFPB	303			<b>1.896</b>
	AN.PV.	254			<b>1.896</b>
	OF	55			<b>1.896</b>





REF.	DESCRIPCIÓN	LUCES	Peso Neto Net Weight	MEDIDAS MEASURES	CONTAINER VOLUME
<b>18696 .0</b>	LÁMPARA / CHANDELIER · Alabastro Blanco / White Alabaster	6-E27+3-E14	15,75 kg	58† 67Ø cm	0,462 m³
			34,69 lb	22,83† 26,38Ø in	16,315 ft³

COLOR	COD.	PANTALLAS	PVP ( )
AN.PV.	254		<b>2.454</b>
OF	55		<b>2.454</b>
BROX	211		<b>2.454</b>

<b>18696 .1</b>	LÁMPARA / CHANDELIER · Alabastro Brandy / Brandy Alabaster	6-E27+3-E14	15,75 kg	58† 67Ø cm	0,462 m³
			34,69 lb	22,83† 26,38Ø in	16,315 ft³

COLOR	COD.	PANTALLAS	PVP ( )
AN.PV.	254		<b>2.454</b>
OF	55		<b>2.454</b>
BROX	211		<b>2.454</b>



<b>18738 .0</b>	PLAFÓN / CEILING FIXTURE · Alabastro Blanco / White Alabaster	6-E14	11,60 kg	40† 51Ø cm	0,205 m³
			25,55 lb	15,75† 20,08Ø in	7,240 ft³

COLOR	COD.	PANTALLAS	PVP ( )
AN.PV.	254		<b>1.564</b>
OFPB	303		<b>1.564</b>
OF	55		<b>1.564</b>

<b>18738 .1</b>	PLAFÓN / CEILING FIXTURE · Alabastro Brandy / Brandy Alabaster	6-E14	11,60 kg	40† 51Ø cm	0,242 m³
			25,55 lb	15,75† 20,08Ø in	8,546 ft³

COLOR	COD.	PANTALLAS	PVP ( )
AN.PV.	254		<b>1.564</b>
OFPB	303		<b>1.564</b>
OF	55		<b>1.564</b>




<b>18739 .0</b>	APLIQUE / WALL BRACKET · Alabastro Blanco / White Alabaster	1-E14	1,40 kg	16† 34↔ 17/ cm	0,067 m³
			3,08 lb	6,3† 13,39↔ 6,69/ in	2,366 ft³

COLOR	COD.	PANTALLAS	PVP ( )
AN.PV.	254		<b>334</b>
OFPB	303		<b>334</b>
OF	55		<b>334</b>

<b>18739 .1</b>	APLIQUE / WALL BRACKET · Alabastro Brandy / Brandy Alabaster	1-E14	1,40 kg	16† 34↔ 17/ cm	0,067 m³
			3,08 lb	6,3† 13,39↔ 6,69/ in	2,366 ft³

COLOR	COD.	PANTALLAS	PVP ( )
AN.PV.	254		<b>334</b>
OFPB	303		<b>334</b>
OF	55		<b>334</b>



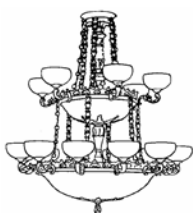
<b>18761 .0</b>	LÁMPARA / CHANDELIER · Cristal Scholer / Scholer Crystal	10-E14+5-E14+4-E14+4-E14	59,05 kg	115† 116Ø cm	2,661 m³
			130,07 lb	45,28† 45,67Ø in	93,972 ft³

COLOR	COD.	PANTALLAS	PVP ( )
ORO ANT.	231	1624-22 Lisa beige / Plain beige	<b>14.650</b>
ORO ANT.	231	1620-00 Sin Pantallas / No Shades	<b>14.216</b>



<b>18790 .0</b>	PIE / FLOOR LAMP	1-E27	8,60 kg	165† 70Ø cm	0,483 m³
			18,94 lb	64,96† 27,56Ø in	17,057 ft³

COLOR	COD.	PANTALLAS	PVP ( )
AN	49	1624-45 Plisada / Pleated	<b>982</b>
AN	49	1620-00 Sin Pantallas / No Shades	<b>830</b>



REF.	DESCRIPCIÓN	LUCES	Peso Neto Net Weight	MEDIDAS MEASURES	CONTAINER VOLUME
<b>18812.0</b>	LÁMPARA / CHANDELIER	6-E27	29,01 kg	102↑ 96Ø cm	0,706 m³
			63,90 lb	40,16↑ 37,8Ø in	24,932 ft³
	COLOR	COD.	PANTALLAS		PVP ( )
	OA/NB	288			<b>4.798</b>
	OF/V	195			<b>4.250</b>
<b>18819.0</b>	LÁMPARA / CHANDELIER · Alabastro Blanco / White Alabaster	8-E27+4-E14	31,66 kg	90↑ 97Ø cm	1,120 m³
			69,74 lb	35,43↑ 38,19Ø in	39,552 ft³
	COLOR	COD.	PANTALLAS		PVP ( )
	OF	55			<b>6.142</b>
	AN	49			<b>6.142</b>
<b>18819.1</b>	LÁMPARA / CHANDELIER · Alabastro Brandy / Brandy Alabaster	8-E27+4-E14	31,66 kg	90↑ 97Ø cm	1,120 m³
			69,74 lb	35,43↑ 38,19Ø in	39,552 ft³
	COLOR	COD.	PANTALLAS		PVP ( )
	OF	55			<b>6.142</b>
	AN	49			<b>6.142</b>
<b>18833.0</b>	FAROL / LATERN	4-E14	26,00 kg	95↑ 50Ø cm	0,793 m³
			57,27 lb	37,4↑ 19,69Ø in	28,005 ft³
	COLOR	COD.	PANTALLAS		PVP ( )
	BE	316			<b>4.510</b>
	OF	55			<b>4.510</b>
	ORO ANT.	231			<b>4.988</b>
<b>18845.0</b>	LÁMPARA / CHANDELIER · Alabastro Blanco / White Alabaster	6-E14+3-E14	17,64 kg	53↑ 73Ø cm	0,462 m³
			38,85 lb	20,87↑ 28,74Ø in	16,315 ft³
	COLOR	COD.	PANTALLAS		PVP ( )
	AN	49			<b>2.544</b>
<b>18845.1</b>	LÁMPARA / CHANDELIER · Alabastro Brandy / Brandy Alabaster	6-E14+3-E14	17,64 kg	53↑ 73Ø cm	0,462 m³
			38,85 lb	20,87↑ 28,74Ø in	16,315 ft³
	COLOR	COD.	PANTALLAS		PVP ( )
	AN	49			<b>2.544</b>
<b>18878.0</b>	LÁMPARA / CHANDELIER	8-E27+4-E14	39,10 kg	69↑ 99Ø cm	0,875 m³
			86,12 lb	27,17↑ 38,98Ø in	30,900 ft³
	COLOR	COD.	PANTALLAS		PVP ( )
	OF	55			<b>4.758</b>
<b>18896.0</b>	LÁMPARA / CHANDELIER	12-E27+6-E27+6-E27+3-E27	110,01 kg	138↑ 122Ø cm	3,025 m³
			242,31 lb	54,33↑ 48,03Ø in	106,827 ft³
	COLOR	COD.	PANTALLAS		PVP ( )
	OF	55			<b>15.332</b>
	AN	49			<b>15.332</b>



REF.	DESCRIPCIÓN	LUCES	Peso Neto Net Weight	MEDIDAS MEASURES	CONTAINER VOLUME
<b>18897.0</b>	PLAFÓN / CEILING FIXTURE · Alabastro Blanco / White Alabaster	6-E14	14,80 kg	46↑ 51Ø cm	0,242 m³
			32,60 lb	18,11↑ 20,08Ø in	8,546 ft³
	COLOR	COD.	PANTALLAS		PVP ( )
	OF	55			<b>2.386</b>
	AN	49			<b>2.386</b>
<b>18897.1</b>	PLAFÓN / CEILING FIXTURE · Alabastro Brandy / Brandy Alabaster	6-E14	14,80 kg	46↑ 51Ø cm	0,242 m³
			32,60 lb	18,11↑ 20,08Ø in	8,546 ft³
	COLOR	COD.	PANTALLAS		PVP ( )
	OF	55			<b>2.386</b>
	AN	49			<b>2.386</b>




<b>18898.0</b>	APLIQUE / WALL BRACKET · Alabastro Blanco / White Alabaster	2-E14	3,20 kg	20↑ 35↔ 18/ cm	0,067 m³
			7,05 lb	7,87↑ 13,78↔ 7,09/ in	2,366 ft³
	COLOR	COD.	PANTALLAS		PVP ( )
	OF	55			<b>536</b>
	AN	49			<b>536</b>
<b>18898.1</b>	APLIQUE / WALL BRACKET · Alabastro Brandy / Brandy Alabaster	2-E14	3,20 kg	20↑ 35↔ 18/ cm	0,067 m³
			7,05 lb	7,87↑ 13,78↔ 7,09/ in	2,366 ft³
	COLOR	COD.	PANTALLAS		PVP ( )
	OF	55			<b>536</b>
	AN	49			<b>536</b>



<b>18933.0</b>	LÁMPARA / CHANDELIER	8-E14	42,09 kg	94↑ 90Ø cm	1,666 m³
			92,71 lb	37,01↑ 35,43Ø in	58,834 ft³
	COLOR	COD.	PANTALLAS		PVP ( )
	ORO ANT.	231			<b>17.876</b>
	OF	55			<b>16.650</b>



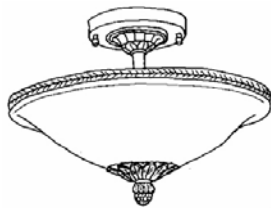
<b>18939.0</b>	COLGANTE / PENDANT · Alabastro Blanco / White Alabaster	6-E27	21,20 kg	80↑ 51Ø cm	0,396 m³
			46,70 lb	31,5↑ 20,08Ø in	13,985 ft³
	COLOR	COD.	PANTALLAS		PVP ( )
	AN	49			<b>3.392</b>
	OF	55			<b>3.392</b>
<b>18939.1</b>	COLGANTE / PENDANT · Alabastro Brandy / Brandy Alabaster	6-E27	21,20 kg	80↑ 51Ø cm	0,396 m³
			46,70 lb	31,5↑ 20,08Ø in	13,985 ft³
	COLOR	COD.	PANTALLAS		PVP ( )
	AN	49			<b>3.392</b>
	OF	55			<b>3.392</b>



<b>18952.0</b>	PLAFÓN / CEILING FIXTURE · Alabastro Blanco / White Alabaster	8-E27	33,03 kg	62↑ 75Ø cm	0,875 m³
			72,75 lb	24,41↑ 29,53Ø in	30,900 ft³
	COLOR	COD.	PANTALLAS		PVP ( )
	AN	49			<b>5.943</b>
	OF	55			<b>5.943</b>
	AN.PV.	254			<b>5.943</b>

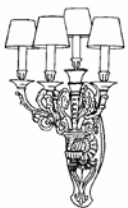


REF.	DESCRIPCIÓN	⚡ LUCES	Peso Neto Net Weight	MEDIDAS MEASURES	CONTAINER VOLUME
<b>18958 .0</b>	LÁMPARA / CHANDELIER · Alabastro Blanco / White Alabaster	8-E14+4-E27	41,20 kg	92↑ 96Ø cm	1,120 m³
			90,75 lb	36,22↑ 37,8Ø in	39,552 ft³
	COLOR	COD.	PANTALLAS		PVP ( )
	OF	55			<b>7.574</b>
<b>18958 .1</b>	LÁMPARA / CHANDELIER · Alabastro Brandy / Brandy Alabaster	8-E14+4-E27	41,20 kg	92↑ 96Ø cm	1,120 m³
			90,75 lb	36,22↑ 37,8Ø in	39,552 ft³
	COLOR	COD.	PANTALLAS		PVP ( )
	OF	55			<b>7.574</b>
<b>18967 .0</b>	LÁMPARA / CHANDELIER · Alabastro Blanco / White Alabaster	8-E27+4-E27+4-E27	54,65 kg	102↑ 92Ø cm	0,793 m³
			120,37 lb	40,16↑ 36,22Ø in	28,005 ft³
	COLOR	COD.	PANTALLAS		PVP ( )
	AN	49			<b>7.268</b>
	OF	55			<b>7.268</b>
	AN.PV.	254			<b>7.268</b>
<b>18967 .1</b>	LÁMPARA / CHANDELIER · Alabastro Brandy / Brandy Alabaster	8-E27+4-E27+4-E27	54,65 kg	102↑ 92Ø cm	0,793 m³
			120,37 lb	40,16↑ 36,22Ø in	28,005 ft³
	COLOR	COD.	PANTALLAS		PVP ( )
	AN	49			<b>7.268</b>
	OF	55			<b>7.268</b>
	AN.PV.	254			<b>7.268</b>
<b>18985 .0</b>	SOBREMESA / TABLE LAMP	1-E27	2,20 kg	54↑ 25Ø cm	0,094 m³
			4,85 lb	21,26↑ 9,84Ø in	3,320 ft³
	COLOR	COD.	PANTALLAS		PVP ( )
	AN	49	1624-79 Plisada / Pleated		<b>452</b>
	AN	49	1620-00 Sin Pantallas / No Shades		<b>278</b>
	AN	49	1624-82 Lisa / Plain		<b>354</b>
<b>19011 .0</b>	PLAFÓN / CEILING FIXTURE	3-E14	6,20 kg	30↑ 40Ø cm	0,124 m³
			13,66 lb	11,81↑ 15,75Ø in	4,379 ft³
	COLOR	COD.	PANTALLAS		PVP ( )
	AN.PV.	254			<b>802</b>
	OF	55			<b>802</b>
	OFPB	303			<b>802</b>
<b>19012 .0</b>	APLIQUE / WALL BRACKET	2-E14	7,06 kg	99↑ 46↔ 25/ cm	0,334 m³
			15,55 lb	38,98↑ 18,11↔ 9,84/ in	11,795 ft³
	COLOR	COD.	PANTALLAS		PVP ( )
	OF	55	1624-73 Lisa / Plain		<b>1.708</b>
	ORO ANT.	231			<b>2.252</b>
	OF	55	1620-00 Sin Pantallas / No Shades		<b>1.638</b>
	ORO ANT.	231			<b>2.176</b>






REF.	DESCRIPCIÓN	LUCES	Peso Neto Net Weight	MEDIDAS MEASURES	CONTAINER VOLUME
<b>19066 .0</b>	LÁMPARA / CHANDELIER	8-E14	28,26 kg	83↑ 97Ø cm	1,120 m³
			62,25 lb	32,68↑ 38,19Ø in	39,552 ft³
	COLOR	COD.	PANTALLAS		PVP ( )
	OF/NST	100	1624-16 Lisa beige / Plain beige		<b>3.774</b>
	OF/NST	100	1620-00 Sin Pantallas / No Shades		<b>3.142</b>
<b>19066 .10</b>	LÁMPARA / CHANDELIER	8-E14	38,00 kg	83↑ 97Ø cm	1,120 m³
			83,70 lb	32,68↑ 38,19Ø in	39,552 ft³
	COLOR	COD.	PANTALLAS		PVP ( )
	BROX	211	1624-16 Lisa beige / Plain beige		<b>3.308</b>
	BROX	211	1620-00 Sin Pantallas / No Shades		<b>2.676</b>
<b>19067 .0</b>	LÁMPARA / CHANDELIER	12-E14+6-E14	50,01 kg	108↑ 108Ø cm	1,931 m³
			110,15 lb	42,52↑ 42,52Ø in	68,193 ft³
	COLOR	COD.	PANTALLAS		PVP ( )
	OF/NST	100	1624-16 Lisa beige / Plain beige		<b>7.764</b>
	BE	316			<b>7.764</b>
	OF/NST	100	1620-00 Sin Pantallas / No Shades		<b>6.340</b>
	BE	316			<b>6.340</b>
<b>19067 .10</b>	LÁMPARA / CHANDELIER	12-E14+6-E14	68,81 kg	108↑ 108Ø cm	1,931 m³
			151,56 lb	42,52↑ 42,52Ø in	68,193 ft³
	COLOR	COD.	PANTALLAS		PVP ( )
	BROX	211	1624-16 Lisa beige / Plain beige		<b>7.146</b>
	BROX	211	1620-00 Sin Pantallas / No Shades		<b>5.722</b>
<b>19069 .0</b>	APLIQUE / WALL BRACKET	2-E14	2,30 kg	31↑ 30↔ 18/ cm	0,067 m³
			5,07 lb	12,2↑ 11,81↔ 7,09/ in	2,366 ft³
	COLOR	COD.	PANTALLAS		PVP ( )
	BROX	211	1624-16 Lisa beige / Plain beige		<b>672</b>
	OF/NST	100			<b>672</b>
	BROX	211	1620-00 Sin Pantallas / No Shades		<b>514</b>
	OF/NST	100			<b>514</b>
<b>19084 .0</b>	APLIQUE DCHO. / WALL BRACKET	5-E14	7,01 kg	73↑ 42↔ 20/ cm	0,182 m³
			15,44 lb	28,74↑ 16,54↔ 7,87/ in	6,427 ft³
	COLOR	COD.	PANTALLAS		PVP ( )
	OF	55			<b>2.302</b>
	ORO ANT.	231			<b>2.706</b>
<b>19085 .0</b>	APLIQUE IZQ. / WALL BRACKET	5-E14	7,01 kg	73↑ 42↔ 20/ cm	0,182 m³
			15,44 lb	28,74↑ 16,54↔ 7,87/ in	6,427 ft³
	COLOR	COD.	PANTALLAS		PVP ( )
	OF	55			<b>2.302</b>
	ORO ANT.	231			<b>2.706</b>
<b>19100 .0</b>	APLIQUE / WALL BRACKET	4-E14	5,28 kg	67↑ 36↔ 40/ cm	0,282 m³
			11,63 lb	26,38↑ 14,17↔ 15,75/ in	9,959 ft³
	COLOR	COD.	PANTALLAS		PVP ( )
	ORO ANT.	231	1624-87 Lisa / Plain		<b>2.840</b>
	OF	55			<b>2.264</b>
	ORO ANT.	231	1620-00 Sin Pantallas / No Shades		<b>2.684</b>
	OF	55			<b>2.110</b>








REF.	DESCRIPCIÓN	LUCES	Peso Neto Net Weight	MEDIDAS MEASURES	CONTAINER VOLUME
<b>19103.0</b>	APLIQUE / WALL BRACKET · Alabastro Blanco / White Alabaster	1-E27	7,10 kg	64↑ 28↔ 23/ cm	0,151 m³
			15,64 lb	25,2↑ 11,02↔ 9,06/ in	5,333 ft³
	COLOR	COD.	PANTALLAS		PVP ( )
	POE/OF.	357			<b>728</b>
	BROX/AN	218			<b>728</b>
	POE/FPB.	377			<b>728</b>
<b>19103.1</b>	APLIQUE / WALL BRACKET · Alabastro Brandy / Brandy Alabaster	1-E27	7,10 kg	64↑ 28↔ 23/ cm	0,151 m³
			15,64 lb	25,2↑ 11,02↔ 9,06/ in	5,333 ft³
	COLOR	COD.	PANTALLAS		PVP ( )
	POE/OF.	357			<b>728</b>
	BROX/AN	218			<b>728</b>
	POE/FPB.	377			<b>728</b>
<b>19112.0</b>	LÁMPARA / CHANDELIER	10-E14	20,00 kg	92↑ 61Ø cm	0,874 m³
			44,05 lb	36,22↑ 24,02Ø in	30,865 ft³
	COLOR	COD.	PANTALLAS		PVP ( )
	OF	55	1624-88 Charol / Patent		<b>7.464</b>
	OF	55	1620-00 Sin Pantallas / No Shades		<b>6.950</b>
	OF	55	1622-62 Lisa beige / Plain beige		<b>7.464</b>
<b>19132.0</b>	PIE / FLOOR LAMP · Alabastro Blanco / White Alabaster	1-E27 HL	31,00 kg	180↑ 44Ø cm	0,634 m³
			68,28 lb	70,87↑ 17,32Ø in	22,389 ft³
	COLOR	COD.	PANTALLAS		PVP ( )
	POE/OF.	357			<b>1.916</b>
<b>19132.1</b>	PIE / FLOOR LAMP · Alabastro Brandy / Brandy Alabaster	1-E27 HL	31,00 kg	180↑ 44Ø cm	0,634 m³
			68,28 lb	70,87↑ 17,32Ø in	22,389 ft³
	COLOR	COD.	PANTALLAS		PVP ( )
	POE/OF.	357			<b>1.916</b>
<b>19137.0</b>	APLIQUE / WALL BRACKET · Alabastro Blanco / White Alabaster	1-E14	11,40 kg	157↑ 32↔ 27/ cm	0,275 m³
			25,11 lb	61,81↑ 12,6↔ 10,63/ in	9,712 ft³
	COLOR	COD.	PANTALLAS		PVP ( )
	BROX/AN	218			<b>1.242</b>
	POE/FPB.	377			<b>1.242</b>
	POE/OF.	357			<b>1.242</b>
<b>19137.1</b>	APLIQUE / WALL BRACKET · Alabastro Brandy / Brandy Alabaster	1-E14	11,40 kg	157↑ 32↔ 27/ cm	0,275 m³
			25,11 lb	61,81↑ 12,6↔ 10,63/ in	9,712 ft³
	COLOR	COD.	PANTALLAS		PVP ( )
	BROX/AN	218			<b>1.242</b>
	POE/FPB.	377			<b>1.242</b>
	POE/OF.	357			<b>1.242</b>
<b>19158.0</b>	APLIQUE / WALL BRACKET · Alabastro Blanco / White Alabaster	1-E14	4,60 kg	44↑ 21↔ 15/ cm	0,067 m³
			10,13 lb	17,32↑ 8,27↔ 5,91/ in	2,366 ft³
	COLOR	COD.	PANTALLAS		PVP ( )
	AN	49			<b>398</b>
	OF	55			<b>398</b>
	PL.ANT.	387			<b>462</b>
<b>19158.1</b>	APLIQUE / WALL BRACKET · Alabastro Brandy / Brandy Alabaster	1-E14	4,60 kg	44↑ 21↔ 15/ cm	0,067 m³
			10,13 lb	17,32↑ 8,27↔ 5,91/ in	2,366 ft³
	COLOR	COD.	PANTALLAS		PVP ( )
	AN	49			<b>398</b>
	OF	55			<b>398</b>
	PL.ANT.	387			<b>462</b>





REF.	DESCRIPCIÓN	LUCES	Peso Neto Net Weight	MEDIDAS MEASURES	CONTAINER VOLUME
<b>19166 .0</b>	APLIQUE / WALL BRACKET · Alabastro Blanco / White Alabaster	1-E14	2,40 kg	30↑ 21↔ 10/ cm	0,038 m³
			5,29 lb	11,81↑ 8,27↔ 3,94/ in	1,342 ft³
	COLOR	COD.	PANTALLAS		PVP ( )
	OF	55			<b>466</b>
	BROX	211			<b>466</b>
<b>19166 .1</b>	APLIQUE / WALL BRACKET · Alabastro Brandy / Brandy Alabaster	1-E14	2,40 kg	30↑ 21↔ 10/ cm	0,038 m³
			5,29 lb	11,81↑ 8,27↔ 3,94/ in	1,342 ft³
	COLOR	COD.	PANTALLAS		PVP ( )
	OF	55			<b>466</b>
	BROX	211			<b>466</b>




<b>19180 .0</b>	PLAFÓN / CEILING FIXTURE · Alabastro Blanco / White Alabaster	6-E14	5,75 kg	29↑ 46Ø cm	0,205 m³
			12,67 lb	11,42↑ 18,11Ø in	7,240 ft³
	COLOR	COD.	PANTALLAS		PVP ( )
	AN	49			<b>860</b>
	OF	55			<b>860</b>
<b>19180 .1</b>	PLAFÓN / CEILING FIXTURE · Alabastro Brandy / Brandy Alabaster	6-E14	5,75 kg	29↑ 46Ø cm	0,205 m³
			12,67 lb	11,42↑ 18,11Ø in	7,240 ft³
	COLOR	COD.	PANTALLAS		PVP ( )
	AN	49			<b>860</b>
	OF	55			<b>860</b>



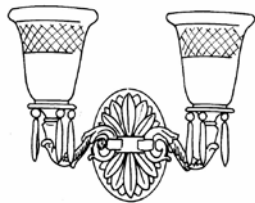
<b>19197 .0</b>	LÁMPARA / CHANDELIER	8-E14	24,78 kg	100↑ 93Ø cm	0,875 m³
			54,58 lb	39,37↑ 36,61Ø in	30,900 ft³
	COLOR	COD.	PANTALLAS		PVP ( )
	OF/V	195	1624-94 Negra Oro / Black Gold		<b>4.382</b>
	OA/NB	288			<b>5.386</b>
	OF/V	195	1627-05 Negra Plata / Black Silver		<b>4.382</b>
	OA/NB	288			<b>5.386</b>
	OF/V	195	1620-00 Sin Pantallas / No Shades		<b>3.936</b>
	OA/NB	288			<b>4.936</b>



<b>19209 .0</b>	LÁMPARA / CHANDELIER · Cristal Scholer / Scholer Crystal	9-E14	20,20 kg	73↑ 79Ø cm	0,625 m³
			44,49 lb	28,74↑ 31,1Ø in	22,072 ft³
	COLOR	COD.	PANTALLAS		PVP ( )
	OF	55			<b>4.696</b>
	ORO ANT.	231			<b>5.522</b>
	PL.ANT.	387			<b>5.522</b>
<b>19209 .1</b>	LÁMPARA / CHANDELIER · Cristal Ambar / Amber Crystal	9-E14	20,20 kg	73↑ 79Ø cm	0,625 m³
			44,49 lb	28,74↑ 31,1Ø in	22,072 ft³
	COLOR	COD.	PANTALLAS		PVP ( )
	OF	55			<b>4.696</b>
	ORO ANT.	231			<b>5.522</b>
	PL.ANT.	387			<b>5.522</b>



<b>19210 .0</b>	PLAFÓN / CEILING FIXTURE	6-E14	7,20 kg	24↑ 42Ø cm	0,124 m³
			15,86 lb	9,45↑ 16,54Ø in	4,379 ft³
	COLOR	COD.	PANTALLAS		PVP ( )
	OF	55			<b>1.522</b>
	ORO ANT.	231			<b>1.968</b>
	PL.ANT.	387			<b>1.968</b>



REF.	DESCRIPCIÓN	💡 LUCES	Peso Neto Net Weight	MEDIDAS MEASURES	CONTAINER VOLUME
<b>19211.0</b>	APLIQUE / WALL BRACKET · Cristal Scholer / Scholer Crystal	2-E14	3,40 kg	28↑ 20↔ 35/ cm	0,067 m³
			7,49 lb	11,02↑ 7,87↔ 13,78/ in	2,366 ft³
	COLOR	COD.	PANTALLAS		PVP ( )
	OF	55			<b>644</b>
	ORO ANT.	231			<b>788</b>
	PL.ANT.	387			<b>788</b>
<b>19211.1</b>	APLIQUE / WALL BRACKET · Cristal Ambar / Amber Crystal	2-E14	3,40 kg	28↑ 20↔ 35/ cm	0,067 m³
			7,49 lb	11,02↑ 7,87↔ 13,78/ in	2,366 ft³
	COLOR	COD.	PANTALLAS		PVP ( )
	OF	55			<b>644</b>
	ORO ANT.	231			<b>788</b>
	PL.ANT.	387			<b>788</b>
<b>19227.0</b>	LÁMPARA / CHANDELIER · Cristal Scholer / Scholer Crystal	8-E14	22,40 kg	81↑ 88Ø cm	1,120 m³
			49,34 lb	31,89↑ 34,65Ø in	39,552 ft³
	COLOR	COD.	PANTALLAS		PVP ( )
	OF	55			<b>5.658</b>
	ORO ANT.	231			<b>6.932</b>
<b>19227.1</b>	LÁMPARA / CHANDELIER · Cristal Ambar / Amber Crystal	8-E14	22,40 kg	81↑ 88Ø cm	1,120 m³
			49,34 lb	31,89↑ 34,65Ø in	39,552 ft³
	COLOR	COD.	PANTALLAS		PVP ( )
	OF	55			<b>5.658</b>
	ORO ANT.	231			<b>6.932</b>
<b>19229.0</b>	SOBREMESA / TABLE LAMP	2-E27	4,30 kg	71↑ 45Ø cm	0,334 m³
			9,47 lb	27,95↑ 17,72Ø in	11,795 ft³
	COLOR	COD.	PANTALLAS		PVP ( )
	OF	55	1624-66 Plisada / Pleated		<b>1.206</b>
	ORO ANT.	231			<b>1.326</b>
	OF	55	1620-00 Sin Pantallas / No Shades		<b>960</b>
	ORO ANT.	231			<b>1.082</b>
<b>19230.0</b>	APLIQUE / WALL BRACKET	2-E14	9,76 kg	97↑ 40↔ 20/ cm	0,184 m³
			21,50 lb	38,19↑ 15,75↔ 7,87/ in	6,498 ft³
	COLOR	COD.	PANTALLAS		PVP ( )
	OF	55	1627-02 Lisa / Plain		<b>3.468</b>
	ORO ANT.	231			<b>3.856</b>
	OF	55	1620-00 Sin Pantallas / No Shades		<b>3.328</b>
	ORO ANT.	231			<b>3.724</b>
<b>19239.0</b>	SOBREMESA / TABLE LAMP · Alabastro Blanco / White Alabaster	2-E27	14,90 kg	94↑ 50Ø cm	0,334 m³
			32,82 lb	37,01↑ 19,69Ø in	11,795 ft³
	COLOR	COD.	PANTALLAS		PVP ( )
	ORO ANT.	231	1627-10 Negra-Oro / Black-Gold		<b>1.634</b>
	PL.ANT.	387	1627-11 Gris-Plata / Grey-Silver		<b>1.634</b>
	PL.ANT.	387	1627-56 Plisada Beige / Beige Pleated		<b>1.634</b>
	ORO ANT.	231	1620-00 Sin Pantallas / No Shades		<b>1.238</b>
	PL.ANT.	387			<b>1.238</b>
<b>19239.1</b>	SOBREMESA / TABLE LAMP · Alabastro Brandy / Brandy Alabaster	2-E27	14,90 kg	94↑ 50Ø cm	0,334 m³
			32,82 lb	37,01↑ 19,69Ø in	11,795 ft³
	COLOR	COD.	PANTALLAS		PVP ( )
	ORO ANT.	231	1627-10 Negra-Oro / Black-Gold		<b>1.634</b>
	PL.ANT.	387	1627-11 Gris-Plata / Grey-Silver		<b>1.634</b>
	PL.ANT.	387	1627-56 Plisada Beige / Beige Pleated		<b>1.634</b>
	ORO ANT.	231	1620-00 Sin Pantallas / No Shades		<b>1.238</b>
	PL.ANT.	387			<b>1.238</b>

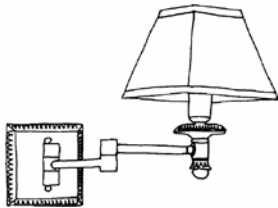




REF.	DESCRIPCIÓN	LUCES	Peso Neto Net Weight	MEDIDAS MEASURES	CONTAINER VOLUME
<b>19258 .10</b>	LÁMPARA / CHANDELIER	5-E14	4,80 kg	45↑ 72Ø cm	0,305 m³
			10,57 lb	17,72↑ 28,35Ø in	10,771 ft³
	COLOR	COD.	PANTALLAS		PVP ( )
	POE/PPE.	392	1627-68 Plisada Beige / Beige Pleated		<b>1.606</b>
	POE	380			<b>1.606</b>
	POE/PPE.	392	1620-00 Sin Pantallas / No Shades		<b>908</b>
	POE	380			<b>908</b>
<b>19258 .0</b>	LÁMPARA / CHANDELIER	5-E14	5,17 kg	45↑ 72Ø cm	0,305 m³
			11,39 lb	17,72↑ 28,35Ø in	10,771 ft³
	COLOR	COD.	PANTALLAS		PVP ( )
	AN	49	1627-68 Plisada Beige / Beige Pleated		<b>1.690</b>
	AN	49	1620-00 Sin Pantallas / No Shades		<b>996</b>



<b>19259 .10</b>	LÁMPARA / CHANDELIER	4-E14	3,50 kg	45↑ 72Ø cm	0,305 m³
			7,71 lb	17,72↑ 28,35Ø in	10,771 ft³
	COLOR	COD.	PANTALLAS		PVP ( )
	POE/PPE.	392	1627-68 Plisada Beige / Beige Pleated		<b>1.376</b>
	POE	380			<b>1.376</b>
	POE/PPE.	392	1620-00 Sin Pantallas / No Shades		<b>808</b>
	POE	380			<b>808</b>
<b>19259 .0</b>	LÁMPARA / CHANDELIER	4-E14	4,10 kg	45↑ 72Ø cm	0,305 m³
			9,03 lb	17,72↑ 28,35Ø in	10,771 ft³
	COLOR	COD.	PANTALLAS		PVP ( )
	AN	49	1627-68 Plisada Beige / Beige Pleated		<b>1.452</b>
	AN	49	1620-00 Sin Pantallas / No Shades		<b>892</b>



<b>19261 .10</b>	APLIQUE / WALL BRACKET	1-E14	1,29 kg	26↑ 16↔ 35/ cm	0,038 m³
			2,84 lb	10,24↑ 6,3↔ 13,78/ in	1,342 ft³
	COLOR	COD.	PANTALLAS		PVP ( )
	POE/PPE.	392	1627-68 Plisada Beige / Beige Pleated		<b>458</b>
	POE	380			<b>458</b>
	POE/PPE.	392	1620-00 Sin Pantallas / No Shades		<b>334</b>
	POE	380			<b>334</b>
<b>19261 .0</b>	APLIQUE / WALL BRACKET	1-E14	2,40 kg	26↑ 16↔ 35/ cm	0,094 m³
			5,29 lb	10,24↑ 6,3↔ 13,78/ in	3,320 ft³
	COLOR	COD.	PANTALLAS		PVP ( )
	AN	49	1627-68 Plisada Beige / Beige Pleated		<b>486</b>
	AN	49	1620-00 Sin Pantallas / No Shades		<b>356</b>



<b>19262 .10</b>	SOBREMESA / TABLE LAMP	1-E14	1,20 kg	55↑ 20Ø cm	0,094 m³
			2,64 lb	21,65↑ 7,87Ø in	3,320 ft³
	COLOR	COD.	PANTALLAS		PVP ( )
	POE/PPE.	392	1627-68 Plisada Beige / Beige Pleated		<b>386</b>
	POE	380			<b>386</b>
	POE/PPE.	392	1620-00 Sin Pantallas / No Shades		<b>248</b>
	POE	380			<b>248</b>
<b>19262 .0</b>	SOBREMESA / TABLE LAMP	1-E14	1,98 kg	55↑ 20Ø cm	0,094 m³
			4,36 lb	21,65↑ 7,87Ø in	3,320 ft³
	COLOR	COD.	PANTALLAS		PVP ( )
	AN	49	1627-68 Plisada Beige / Beige Pleated		<b>414</b>
	AN	49	1620-00 Sin Pantallas / No Shades		<b>264</b>

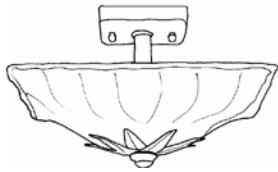
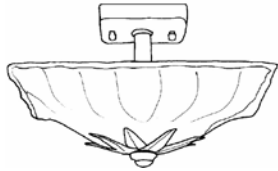


REF.	DESCRIPCIÓN	💡 LUCES	Peso Neto Net Weight	MEDIDAS MEASURES	CONTAINER VOLUME
<b>19263 .10</b>	PIE / FLOOR LAMP	1-E14	2,40 kg	138↑ 25Ø cm	0,275 m³
			5,29 lb	54,33↑ 9,84Ø in	9,712 ft³
	COLOR	COD.	PANTALLAS		PVP ( )
	POE/PPE.	392	1627-69 Plisada Beige / Beige Pleated		<b>650</b>
	POE	380			<b>650</b>
	POE/PPE.	392	1620-00 Sin Pantallas / No Shades		<b>486</b>
	POE	380			<b>486</b>
<b>19263 .0</b>	PIE / FLOOR LAMP	1-E14	2,80 kg	138↑ 25Ø cm	0,275 m³
			6,17 lb	54,33↑ 9,84Ø in	9,712 ft³
	COLOR	COD.	PANTALLAS		PVP ( )
	BROX/AN	218	1627-69 Plisada Beige / Beige Pleated		<b>698</b>
	BROX/AN	218	1620-00 Sin Pantallas / No Shades		<b>530</b>
<b>19270 .0</b>	APLIQUE / WALL BRACKET	1-E14	,82 kg	47↑ 33↔ 20/ cm	0,124 m³
			1,81 lb	18,5↑ 12,99↔ 7,87/ in	4,379 ft³
	COLOR	COD.	PANTALLAS		PVP ( )
	POE/NF.	378	1627-28 Pergamino Ambar / Parchment Amber		<b>502</b>
	POE/NF.	378	1627-36 Pergamino Natural / Parchment Natural		<b>502</b>
<b>19298 .0</b>	APLIQUE / WALL BRACKET · Alabastro Blanco / White Alabaster	2-E14	4,60 kg	72↑ 44↔ 22/ cm	0,334 m³
			10,13 lb	28,35↑ 17,32↔ 8,66/ in	11,795 ft³
	COLOR	COD.	PANTALLAS		PVP ( )
	POE	380			<b>524</b>
	PPE.	391			<b>524</b>
<b>19298 .1</b>	APLIQUE / WALL BRACKET · Alabastro Brandy / Brandy Alabaster	2-E14	4,60 kg	72↑ 44↔ 22/ cm	0,334 m³
			10,13 lb	28,35↑ 17,32↔ 8,66/ in	11,795 ft³
	COLOR	COD.	PANTALLAS		PVP ( )
	POE	380			<b>524</b>
	PPE.	391			<b>524</b>
<b>19305 .0</b>	SOBREMESA / TABLE LAMP	2-E27	9,62 kg	80↑ 50Ø cm	0,334 m³
			21,19 lb	31,5↑ 19,69Ø in	11,795 ft³
	COLOR	COD.	PANTALLAS		PVP ( )
	OF/NST	100	1627-10 Negra-Oro / Black-Gold		<b>1.264</b>
	OF/NST	100	1627-11 Gris-Plata / Grey-Silver		<b>1.264</b>
	OF/NST	100	1620-00 Sin Pantallas / No Shades		<b>874</b>
<b>19305 .10</b>	SOBREMESA / TABLE LAMP	2-E27	9,62 kg	80↑ 50Ø cm	0,334 m³
			21,19 lb	31,5↑ 19,69Ø in	11,795 ft³
	COLOR	COD.	PANTALLAS		PVP ( )
	POE	380	1627-10 Negra-Oro / Black-Gold		<b>998</b>
	POE	380	1627-11 Gris-Plata / Grey-Silver		<b>998</b>
	POE/PPE.	392	1627-10 Negra-Oro / Black-Gold		<b>998</b>
	POE/PPE.	392	1627-11 Gris-Plata / Grey-Silver		<b>998</b>
	POE	380	1620-00 Sin Pantallas / No Shades		<b>598</b>
	POE/PPE.	392			<b>598</b>





REF.	DESCRIPCIÓN	LUCES	Peso Neto Net Weight	MEDIDAS MEASURES	CONTAINER VOLUME
<b>19306.0</b>	SOBREMESA / TABLE LAMP · Alabastro Blanco / White Alabaster	2-E27	9,30 kg	78↑ 50Ø cm	0,334 m³
			20,48 lb	30,71↑ 19,69Ø in	11,795 ft³
	COLOR	COD.	PANTALLAS		PVP ( )
	OF	55	1627-10 Negra-Oro / Black-Gold		<b>1.560</b>
	OF	55	1627-11 Gris-Plata / Grey-Silver		<b>1.560</b>
	OF	55	1620-00 Sin Pantallas / No Shades		<b>1.150</b>
	ORO ANT.	231	1627-10 Negra-Oro / Black-Gold		<b>1.746</b>
	ORO ANT.	231	1627-11 Gris-Plata / Grey-Silver		<b>1.746</b>
	ORO ANT.	231	1620-00 Sin Pantallas / No Shades		<b>1.346</b>
<b>19306.1</b>	SOBREMESA / TABLE LAMP · Alabastro Brandy / Brandy Alabaster	2-E27	9,30 kg	78↑ 50Ø cm	0,334 m³
			20,48 lb	30,71↑ 19,69Ø in	11,795 ft³
	COLOR	COD.	PANTALLAS		PVP ( )
	OF	55	1627-10 Negra-Oro / Black-Gold		<b>1.560</b>
	OF	55	1627-11 Gris-Plata / Grey-Silver		<b>1.560</b>
	OF	55	1620-00 Sin Pantallas / No Shades		<b>1.150</b>
	ORO ANT.	231	1627-10 Negra-Oro / Black-Gold		<b>1.746</b>
	ORO ANT.	231	1627-11 Gris-Plata / Grey-Silver		<b>1.746</b>
	ORO ANT.	231	1620-00 Sin Pantallas / No Shades		<b>1.346</b>
<b>19307.0</b>	PLAFÓN / CEILING FIXTURE	4-G9	5,05 kg	27↑ 46Ø cm	0,205 m³
			11,12 lb	10,63↑ 18,11Ø in	7,240 ft³
	COLOR	COD.	PANTALLAS		PVP ( )
	POE	380			<b>520</b>
<b>19308.0</b>	PLAFÓN / CEILING FIXTURE	4-G9	3,60 kg	23↑ 36Ø cm	0,151 m³
			7,93 lb	9,06↑ 14,17Ø in	5,333 ft³
	COLOR	COD.	PANTALLAS		PVP ( )
	POE	380			<b>478</b>
<b>19328.0</b>	APLIQUE / WALL BRACKET	3-E14	5,80 kg	64↑ 47↔ 25/ cm	0,242 m³
			12,78 lb	25,2↑ 18,5↔ 9,84/ in	8,546 ft³
	COLOR	COD.	PANTALLAS		PVP ( )
	OF	55	1624-88 Charol / Patent		<b>2.310</b>
	OF	55	1622-62 Lisa beige / Plain beige		<b>2.310</b>
	OF	55	1620-00 Sin Pantallas / No Shades		<b>2.230</b>
<b>19335.0</b>	SOBREMESA / TABLE LAMP	2-E27	7,50 kg	86↑ 44↔ 32/ cm	0,334 m³
			16,52 lb	33,86↑ 17,32↔ 12,6/ in	11,795 ft³
	COLOR	COD.	PANTALLAS		PVP ( )
	OF	55	1623-77 Rectangular Plisada / Rectangular & Pleated		<b>2.230</b>
	OF	55	1620-00 Sin Pantallas / No Shades		<b>2.004</b>
<b>19347.0</b>	APLIQUE / WALL BRACKET	2-E14	7,80 kg	86↑ 50↔ 25/ cm	0,184 m³
			17,18 lb	33,86↑ 19,69↔ 9,84/ in	6,498 ft³
	COLOR	COD.	PANTALLAS		PVP ( )
	ORO ANT.	231	1627-02 Lisa / Plain		<b>1.674</b>
	ORO ANT.	231	1620-00 Sin Pantallas / No Shades		<b>1.548</b>
	OF	55	1627-02 Lisa / Plain		<b>1.458</b>
	OF	55	1620-00 Sin Pantallas / No Shades		<b>1.330</b>
<b>19348.0</b>	PIE / FLOOR LAMP	1-E27 HL	26,02 kg	185↑ 50Ø cm	0,648 m³
			57,31 lb	72,83↑ 19,69Ø in	22,884 ft³
	COLOR	COD.	PANTALLAS		PVP ( )
	OA/NB	288			<b>4.134</b>





REF.	DESCRIPCIÓN	LUCES	Peso Neto Net Weight	MEDIDAS MEASURES	CONTAINER VOLUME
<b>19375 .0</b>	LÁMPARA / CHANDELIER	15-E14	17,60 kg	70↑ 76Ø cm	0,875 m³
			38,77 lb	27,56↑ 29,92Ø in	30,900 ft³

COLOR	COD.	PANTALLAS	PVP ( )
OF	55		<b>4.922</b>

<b>19375 .1</b>	LÁMPARA / CHANDELIER · Sin Flores / Without Flowers	15-E14	17,00 kg	70↑ 76Ø cm	0,875 m³
			37,44 lb	27,56↑ 29,92Ø in	30,900 ft³

COLOR	COD.	PANTALLAS	PVP ( )
OF	55		<b>3.524</b>

<b>19383 .0</b>	APLIQUE / WALL BRACKET	1-E27 HL	11,18 kg	167↑ 50↔ 45/ cm	0,533 m³
			24,63 lb	65,75↑ 19,69↔ 17,72/ in	18,823 ft³

COLOR	COD.	PANTALLAS	PVP ( )
OF/NST	100		<b>2.776</b>

<b>19384 .0</b>	LÁMPARA / CHANDELIER · Cristal Blanco / White Glass	6-G9+4-G9	31,01 kg	68↑ 71Ø cm	1,120 m³
			68,30 lb	26,77↑ 27,95Ø in	39,552 ft³

COLOR	COD.	PANTALLAS	PVP ( )
OF	55		<b>3.466</b>
PL.ANT.	387		<b>4.144</b>

<b>19384 .1</b>	LÁMPARA / CHANDELIER · Cristal Oro / Gold Glass	6-G9+4-G9	31,01 kg	68↑ 71Ø cm	1,120 m³
			68,30 lb	26,77↑ 27,95Ø in	39,552 ft³

COLOR	COD.	PANTALLAS	PVP ( )
OF	55		<b>3.466</b>
PL.ANT.	387		<b>4.144</b>

<b>19385 .0</b>	PLAFÓN / CEILING FIXTURE · Cristal Blanco / White Glass	6-G9	19,80 kg	34↑ 71Ø cm	0,875 m³
			43,61 lb	13,39↑ 27,95Ø in	30,900 ft³

COLOR	COD.	PANTALLAS	PVP ( )
OF	55		<b>2.442</b>
PL.ANT.	387		<b>2.872</b>

<b>19385 .1</b>	PLAFÓN / CEILING FIXTURE · Cristal Oro / Gold Glass	6-G9	19,80 kg	34↑ 71Ø cm	0,875 m³
			43,61 lb	13,39↑ 27,95Ø in	30,900 ft³

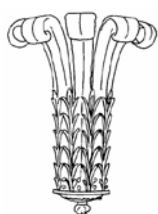
COLOR	COD.	PANTALLAS	PVP ( )
OF	55		<b>2.442</b>
PL.ANT.	387		<b>2.872</b>

<b>19386 .0</b>	APLIQUE / WALL BRACKET · Cristal Blanco / White Glass	2-G9	6,80 kg	51↑ 38↔ 20/ cm	0,151 m³
			14,98 lb	20,08↑ 14,96↔ 7,87/ in	5,333 ft³

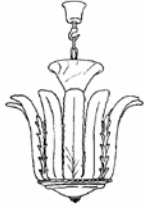
COLOR	COD.	PANTALLAS	PVP ( )
OF	55		<b>690</b>
PL.ANT.	387		<b>876</b>

<b>19386 .1</b>	APLIQUE / WALL BRACKET · Cristal Oro / Gold Glass	2-G9	6,80 kg	51↑ 38↔ 20/ cm	0,151 m³
			14,98 lb	20,08↑ 14,96↔ 7,87/ in	5,333 ft³

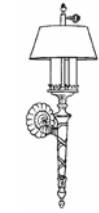
COLOR	COD.	PANTALLAS	PVP ( )
OF	55		<b>690</b>
PL.ANT.	387		<b>876</b>



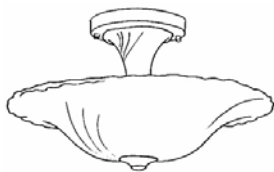




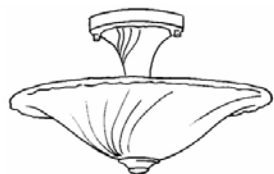
REF.	DESCRIPCIÓN	LUCES	Peso Neto Net Weight	MEDIDAS MEASURES	CONTAINER VOLUME
<b>19387.0</b>	COLGANTE / PENDANT · Cristal Blanco / White Glass	4-E14	13,40 kg	50↑ 52Ø cm	0,305 m³
			29,52 lb	19,69↑ 20,47Ø in	10,771 ft³
	COLOR	COD.	PANTALLAS		PVP ( )
	OF	55			<b>1.842</b>
	PL.ANT.	387			<b>2.092</b>
<b>19387.1</b>	COLGANTE / PENDANT · Cristal Oro / Gold Glass	4-E14	13,40 kg	50↑ 52Ø cm	0,305 m³
			29,52 lb	19,69↑ 20,47Ø in	10,771 ft³
	COLOR	COD.	PANTALLAS		PVP ( )
	OF	55			<b>1.842</b>
	PL.ANT.	387			<b>2.092</b>
<b>19388.0</b>	APLIQUE / WALL BRACKET	3-E14	2,62 kg	65↑ 23↔ 22/ cm	0,086 m³
			5,77 lb	25,59↑ 9,06↔ 8,66/ in	3,037 ft³
	COLOR	COD.	PANTALLAS		PVP ( )
	OF/NST	100			<b>682</b>
<b>19397.0</b>	APLIQUE / WALL BRACKET	2-E14	2,23 kg	41↑ 27↔ 15/ cm	0,038 m³
			4,91 lb	16,14↑ 10,63↔ 5,91/ in	1,342 ft³
	COLOR	COD.	PANTALLAS		PVP ( )
	OF	55			<b>474</b>
<b>19398.0</b>	APLIQUE / WALL BRACKET	2-E14	2,23 kg	41↑ 27↔ 15/ cm	0,038 m³
			4,91 lb	16,14↑ 10,63↔ 5,91/ in	1,342 ft³
	COLOR	COD.	PANTALLAS		PVP ( )
	OF	55			<b>474</b>
<b>19401.0</b>	PLAFÓN / CEILING FIXTURE · Cristal Blanco / White Glass	8-E14	35,04 kg	36↑ 76Ø cm	0,692 m³
			77,18 lb	14,17↑ 29,92Ø in	24,438 ft³
	COLOR	COD.	PANTALLAS		PVP ( )
	OFENV	398			<b>1.816</b>
	OF	55			<b>1.816</b>
<b>19401.1</b>	PLAFÓN / CEILING FIXTURE · Cristal Oro / Gold Glass	8-E14	17,52 kg	36↑ 76Ø cm	0,491 m³
			38,59 lb	14,17↑ 29,92Ø in	17,340 ft³
	COLOR	COD.	PANTALLAS		PVP ( )
	OFENV	398			<b>1.816</b>
	OF	55			<b>1.816</b>
<b>19410.0</b>	SOBREMESA / TABLE LAMP	1-E14	1,20 kg	47↑ 18Ø cm	0,065 m³
			2,64 lb	18,5↑ 7,09Ø in	2,295 ft³
	COLOR	COD.	PANTALLAS		PVP ( )
	POE/PPE.	392	1629-84		<b>390</b>
	POE/PPE.	392	1620-00 Sin Pantallas / No Shades		<b>274</b>





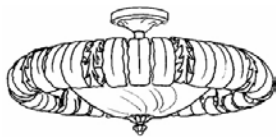
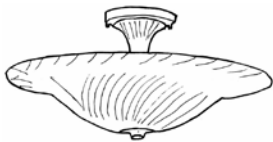


REF.	DESCRIPCIÓN	LUCES	Peso Neto Net Weight	MEDIDAS MEASURES	CONTAINER VOLUME
<b>19426 .0</b>	PLAFÓN / CEILING FIXTURE · Cristal Oro / Gold Glass	6-E14	2,01 kg	31↑ 55Ø cm	0,205 m³
			4,43 lb	12,2↑ 21,65Ø in	7,240 ft³
	COLOR	COD.	PANTALLAS		PVP ( )
	POE	380			<b>572</b>
<b>19426 .1</b>	PLAFÓN / CEILING FIXTURE · Cristal Blanco / White Glass	6-E14	2,01 kg	31↑ 55Ø cm	0,205 m³
			4,43 lb	12,2↑ 21,65Ø in	7,240 ft³
	COLOR	COD.	PANTALLAS		PVP ( )
	PPE.	391			<b>572</b>
<b>19427 .0</b>	PLAFÓN / CEILING FIXTURE · Cristal Oro / Gold Glass	3-G9	4,20 kg	25↑ 42Ø cm	0,124 m³
			9,25 lb	9,84↑ 16,54Ø in	4,379 ft³
	COLOR	COD.	PANTALLAS		PVP ( )
	POE	380			<b>428</b>
<b>19427 .1</b>	PLAFÓN / CEILING FIXTURE · Cristal Blanco / White Glass	3-G9	4,20 kg	25↑ 42Ø cm	0,124 m³
			9,25 lb	9,84↑ 16,54Ø in	4,379 ft³
	COLOR	COD.	PANTALLAS		PVP ( )
	PPE.	391			<b>428</b>
<b>19440 .0</b>	LÁMPARA / CHANDELIER · Alabastro Blanco / White Alabaster	6-E14+6-E14	24,60 kg	87↑ 82Ø cm	0,875 m³
			54,19 lb	34,25↑ 32,28Ø in	30,900 ft³
	COLOR	COD.	PANTALLAS		PVP ( )
	OF	55	1627-58 Negro-Oro / Black-Gold		<b>6.132</b>
	OF	55	1620-00 Sin Pantallas / No Shades		<b>5.430</b>
<b>19440 .1</b>	LÁMPARA / CHANDELIER · Alabastro Brandy / Brandy Alabaster	6-E14+6-E14	24,60 kg	87↑ 82Ø cm	0,875 m³
			54,19 lb	34,25↑ 32,28Ø in	30,900 ft³
	COLOR	COD.	PANTALLAS		PVP ( )
	OF	55	1627-58 Negro-Oro / Black-Gold		<b>6.132</b>
	OF	55	1620-00 Sin Pantallas / No Shades		<b>5.430</b>
<b>19442 .0</b>	PLAFÓN / CEILING FIXTURE · Alabastro Blanco / White Alabaster	6-E14	10,20 kg	35↑ 55Ø cm	0,242 m³
			22,47 lb	13,78↑ 21,65Ø in	8,546 ft³
	COLOR	COD.	PANTALLAS		PVP ( )
	OF	55			<b>1.982</b>
<b>19442 .1</b>	PLAFÓN / CEILING FIXTURE · Alabastro Brandy / Brandy Alabaster	6-E14	10,20 kg	35↑ 55Ø cm	0,242 m³
			22,47 lb	13,78↑ 21,65Ø in	8,546 ft³
	COLOR	COD.	PANTALLAS		PVP ( )
	OF	55			<b>1.982</b>






REF.	DESCRIPCIÓN	LUCES	Peso Neto Net Weight	MEDIDAS MEASURES	CONTAINER VOLUME
<b>19443 .0</b>	APLIQUE / WALL BRACKET · Alabastro Blanco / White Alabaster	1-E14	2,31 kg	35↑ 21↔ 11/ cm	0,055 m³
			5,09 lb	13,78↑ 8,27↔ 4,33/ in	1,942 ft³
	COLOR	COD.	PANTALLAS		PVP ( )
	OF	55			<b>412</b>
<b>19443 .1</b>	APLIQUE / WALL BRACKET · Alabastro Brandy / Brandy Alabaster	1-E14	2,31 kg	35↑ 21↔ 11/ cm	0,055 m³
			5,09 lb	13,78↑ 8,27↔ 4,33/ in	1,942 ft³
	COLOR	COD.	PANTALLAS		PVP ( )
	OF	55			<b>412</b>
<b>19453 .0</b>	LÁMPARA / CHANDELIER	6-E14	10,40 kg	80↑ 72Ø cm	0,625 m³
			22,91 lb	31,5↑ 28,35Ø in	22,072 ft³
	COLOR	COD.	PANTALLAS		PVP ( )
	OF/NST	100	1627-58 Negro-Oro / Black-Gold		<b>3.138</b>
	OF/NST	100	1620-00 Sin Pantallas / No Shades		<b>2.432</b>
<b>19455 .0</b>	SOBREMESA / TABLE LAMP	2-E27	5,70 kg	93↑ 50Ø cm	0,389 m³
			12,56 lb	36,61↑ 19,69Ø in	13,737 ft³
	COLOR	COD.	PANTALLAS		PVP ( )
	ORO ANT.	231	1627-10 Negra-Oro / Black-Gold		<b>2.932</b>
	ORO ANT.	231	1620-00 Sin Pantallas / No Shades		<b>2.584</b>
<b>19462 .0</b>	PLAFÓN / CEILING FIXTURE · Cristal Blanco / White Glass	10-E14	7,01 kg	36↑ 75Ø cm	0,875 m³
			15,44 lb	14,17↑ 29,53Ø in	30,900 ft³
	COLOR	COD.	PANTALLAS		PVP ( )
	PPE.	391			<b>1.054</b>
<b>19462 .1</b>	PLAFÓN / CEILING FIXTURE · Cristal Oro / Gold Glass	10-E14	7,01 kg	36↑ 75Ø cm	0,875 m³
			15,44 lb	14,17↑ 29,53Ø in	30,900 ft³
	COLOR	COD.	PANTALLAS		PVP ( )
	POE	380			<b>1.054</b>
<b>19464 .0</b>	PLAFÓN / CEILING FIXTURE · Cristal Blanco / White Glass	10-E14	28,23 kg	43↑ 92Ø cm	1,120 m³
			62,18 lb	16,93↑ 36,22Ø in	39,552 ft³
	COLOR	COD.	PANTALLAS		PVP ( )
	OF	55			<b>3.684</b>
	PL.ANT.	387			<b>4.132</b>
<b>19464 .1</b>	PLAFÓN / CEILING FIXTURE · Cristal Oro / Gold Glass	10-E14	28,23 kg	43↑ 92Ø cm	1,120 m³
			62,18 lb	16,93↑ 36,22Ø in	39,552 ft³
	COLOR	COD.	PANTALLAS		PVP ( )
	OF	55			<b>3.684</b>
	PL.ANT.	387			<b>4.132</b>





REF.	DESCRIPCIÓN	⚡ LUCES	Peso Neto Net Weight	MEDIDAS MEASURES	CONTAINER VOLUME
<b>19465 .0</b>	LÁMPARA / CHANDELIER · Cristal Blanco / White Glass	10-E14+4-E14	48,61 kg	83↑ 92Ø cm	1,750 m³
			107,07 lb	32,68↑ 36,22Ø in	61,801 ft³
	COLOR	COD.	PANTALLAS		PVP ( )
	OF	55			<b>5.850</b>
	PL.ANT.	387			<b>7.066</b>
<b>19465 .1</b>	LÁMPARA / CHANDELIER · Cristal Oro / Gold Glass	10-E14+4-E14	48,61 kg	83↑ 92Ø cm	1,750 m³
			107,07 lb	32,68↑ 36,22Ø in	61,801 ft³
	COLOR	COD.	PANTALLAS		PVP ( )
	OF	55			<b>5.850</b>
	PL.ANT.	387			<b>7.066</b>
<b>19470 .0</b>	LÁMPARA / CHANDELIER	8-E14	37,60 kg	100↑ 90Ø cm	1,120 m³
			82,82 lb	39,37↑ 35,43Ø in	39,552 ft³
	COLOR	COD.	PANTALLAS		PVP ( )
	OF/NST	100			<b>5.636</b>
	OA/NB	288			<b>7.376</b>
<b>19491 .0</b>	LÁMPARA / CHANDELIER	8-E14+4-E14	16,60 kg	84↑ 87Ø cm	1,120 m³
			36,56 lb	33,07↑ 34,25Ø in	39,552 ft³
	COLOR	COD.	PANTALLAS		PVP ( )
	OF/NST	100	1627-58 Negro-Oro / Black-Gold		<b>4.736</b>
	OF/NST	100	1620-00 Sin Pantallas / No Shades		<b>3.328</b>
<b>19492 .0</b>	APLIQUE / WALL BRACKET	2-E14	4,20 kg	54↑ 25↔ 29/ cm	0,151 m³
			9,25 lb	21,26↑ 9,84↔ 11,42/ in	5,333 ft³
	COLOR	COD.	PANTALLAS		PVP ( )
	OF/NST	100	1627-58 Negro-Oro / Black-Gold		<b>1.054</b>
	OF/NST	100	1620-00 Sin Pantallas / No Shades		<b>818</b>
<b>19493 .0</b>	LÁMPARA / CHANDELIER · Cristal Blanco / White Glass	6-E14+6-E14	24,94 kg	73↑ 90Ø cm	1,120 m³
			54,93 lb	28,74↑ 35,43Ø in	39,552 ft³
	COLOR	COD.	PANTALLAS		PVP ( )
	PLA.VI.	56			<b>4.406</b>
<b>19493 .1</b>	LÁMPARA / CHANDELIER · Cristal Oro / Gold Glass	6-E14+6-E14	24,94 kg	73↑ 90Ø cm	1,120 m³
			54,93 lb	28,74↑ 35,43Ø in	39,552 ft³
	COLOR	COD.	PANTALLAS		PVP ( )
	OF	55			<b>3.556</b>

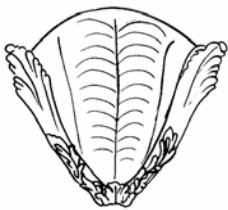




REF.	DESCRIPCIÓN	LUCES	Peso Neto Net Weight	MEDIDAS MEASURES	CONTAINER VOLUME
<b>19494 .0</b>	COLGANTE / PENDANT · Cristal Blanco / White Glass	6-E14	16,36 kg	74↑ 66Ø cm	0,793 m³
			36,04 lb	29,13↑ 25,98Ø in	28,005 ft³
	COLOR	COD.	PANTALLAS		PVP ( )
	PLA.VI.	56			<b>2.668</b>
<b>19494 .1</b>	COLGANTE / PENDANT · Cristal Oro / Gold Glass	6-E14	16,36 kg	74↑ 66Ø cm	0,793 m³
			36,04 lb	29,13↑ 25,98Ø in	28,005 ft³
	COLOR	COD.	PANTALLAS		PVP ( )
	OF	55			<b>2.172</b>




<b>19495 .0</b>	PLAFÓN / CEILING FIXTURE · Cristal Blanco / White Glass	6-E14	13,53 kg	35↑ 66Ø cm	0,462 m³
			29,80 lb	13,78↑ 25,98Ø in	16,315 ft³
	COLOR	COD.	PANTALLAS		PVP ( )
	PLA.VI.	56			<b>1.932</b>
<b>19495 .1</b>	PLAFÓN / CEILING FIXTURE · Cristal Oro / Gold Glass	6-E14	13,53 kg	35↑ 66Ø cm	0,462 m³
			29,80 lb	13,78↑ 25,98Ø in	16,315 ft³
	COLOR	COD.	PANTALLAS		PVP ( )
	OF	55			<b>1.638</b>




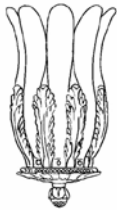

<b>19496 .0</b>	APLIQUE / WALL BRACKET · Cristal Blanco / White Glass	1-E14	3,99 kg	31↑ 32↔ 12/ cm	0,067 m³
			8,79 lb	12,2↑ 12,6↔ 4,72/ in	2,366 ft³
	COLOR	COD.	PANTALLAS		PVP ( )
	PLA.VI.	56			<b>604</b>
<b>19496 .1</b>	APLIQUE / WALL BRACKET · Cristal Oro / Gold Glass	1-E14	3,99 kg	31↑ 32↔ 12/ cm	0,067 m³
			8,79 lb	12,2↑ 12,6↔ 4,72/ in	2,366 ft³
	COLOR	COD.	PANTALLAS		PVP ( )
	OF	55			<b>470</b>



<b>19508 .0</b>	LÁMPARA / CHANDELIER	6-E14	6,01 kg	43↑ 60Ø cm	0,242 m³
			13,24 lb	16,93↑ 23,62Ø in	8,546 ft³
	COLOR	COD.	PANTALLAS		PVP ( )
	AN	49			<b>1.984</b>




<b>19509 .0</b>	LÁMPARA / CHANDELIER	3-E14	4,40 kg	43↑ 60Ø cm	0,205 m³
			9,69 lb	16,93↑ 23,62Ø in	7,240 ft³
	COLOR	COD.	PANTALLAS		PVP ( )
	AN	49			<b>1.316</b>



REF.	DESCRIPCIÓN	LUCES	Peso Neto Net Weight	MEDIDAS MEASURES	CONTAINER VOLUME
<b>19510.0</b>	PLAFÓN / CEILING FIXTURE	3-G9	5,01 kg	35↑ 42Ø cm	0,151 m³
			11,04 lb	13,78↑ 16,54Ø in	5,333 ft³
	COLOR	COD.	PANTALLAS		PVP ( )
	AN	49			<b>588</b>
<b>19511.0</b>	SOBREMESA / TABLE LAMP	1-E14	2,40 kg	55↑ 26↔ 11/ cm	0,065 m³
			5,29 lb	21,65↑ 10,24↔ 4,33/ in	2,295 ft³
	COLOR	COD.	PANTALLAS		PVP ( )
	AN	49			<b>442</b>
<b>19521.0</b>	APLIQUE / WALL BRACKET · Cristal Oro / Gold Glass	2-G9	4,01 kg	40↑ 24↔ 12/ cm	0,094 m³
			8,83 lb	15,75↑ 9,45↔ 4,72/ in	3,320 ft³
	COLOR	COD.	PANTALLAS		PVP ( )
	OF	55			<b>796</b>
<b>19522.0</b>	LÁMPARA / CHANDELIER · Cristal Blanco / White Glass	6-E14+6-E14	27,01 kg	81↑ 93Ø cm	0,875 m³
			59,49 lb	31,89↑ 36,61Ø in	30,900 ft³
	COLOR	COD.	PANTALLAS		PVP ( )
	OF	55			<b>4.240</b>
<b>19522.1</b>	LÁMPARA / CHANDELIER · Cristal Oro / Gold Glass	6-E14+6-E14	27,01 kg	81↑ 93Ø cm	0,875 m³
			59,49 lb	31,89↑ 36,61Ø in	30,900 ft³
	COLOR	COD.	PANTALLAS		PVP ( )
	OF	55			<b>4.240</b>
<b>19524.0</b>	PLAFÓN / CEILING FIXTURE · Cristal Blanco / White Glass	6-E14	12,60 kg	34↑ 57Ø cm	0,242 m³
			27,75 lb	13,39↑ 22,44Ø in	8,546 ft³
	COLOR	COD.	PANTALLAS		PVP ( )
	OF	55			<b>1.662</b>
<b>19524.1</b>	PLAFÓN / CEILING FIXTURE · Cristal Oro / Gold Glass	6-E14	12,60 kg	34↑ 57Ø cm	0,242 m³
			27,75 lb	13,39↑ 22,44Ø in	8,546 ft³
	COLOR	COD.	PANTALLAS		PVP ( )
	OF	55			<b>1.662</b>



REF.	DESCRIPCIÓN	LUCES	Peso Neto Net Weight	MEDIDAS MEASURES	CONTAINER VOLUME
<b>19555.0</b>	PLAFÓN / CEILING FIXTURE · Cristal Oro / Gold Glass	4-G9	5,40 kg	17† 50Ø cm	0,165 m³
			11,89 lb	6,69† 19,69Ø in	5,827 ft³
	COLOR	COD.	PANTALLAS		PVP ( )
	POE	380			<b>494</b>
<b>19555.1</b>	PLAFÓN / CEILING FIXTURE · Cristal Blanco / White Glass	4-G9	5,40 kg	17† 50Ø cm	0,165 m³
			11,89 lb	6,69† 19,69Ø in	5,827 ft³
	COLOR	COD.	PANTALLAS		PVP ( )
	CR.B.	420			<b>494</b>
	PPE.	391			<b>494</b>



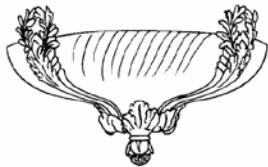
<b>19556.0</b>	PLAFÓN / CEILING FIXTURE · Cristal Oro / Gold Glass	3-G9	4,20 kg	16† 40Ø cm	0,124 m³
			9,25 lb	6,3† 15,75Ø in	4,379 ft³
	COLOR	COD.	PANTALLAS		PVP ( )
	POE	380			<b>438</b>
<b>19556.1</b>	PLAFÓN / CEILING FIXTURE · Cristal Blanco / White Glass	3-G9	4,20 kg	16† 40Ø cm	0,124 m³
			9,25 lb	6,3† 15,75Ø in	4,379 ft³
	COLOR	COD.	PANTALLAS		PVP ( )
	CR.B.	420			<b>438</b>
	PPE.	391			<b>438</b>



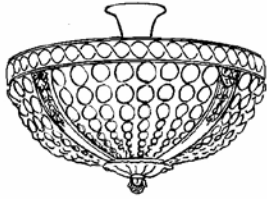
<b>19559.0</b>	LÁMPARA / CHANDELIER	12-E14	107,80 kg	134† 136Ø cm	3,988 m³
			237,44 lb	52,76† 53,54Ø in	140,835 ft³
	COLOR	COD.	PANTALLAS		PVP ( )
	OF	55			<b>48.230</b>
<b>19559.1</b>	LÁMPARA / CHANDELIER · Sin Cristal / No Crystal	12-E14	93,00 kg	134† 136Ø cm	3,988 m³
			204,85 lb	52,76† 53,54Ø in	140,835 ft³
	COLOR	COD.	PANTALLAS		PVP ( )
	OF	55			<b>46.830</b>



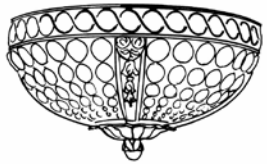
<b>19560.0</b>	LÁMPARA / CHANDELIER · Cristal Scholer / Scholer Crystal	12-E14+6-E14+6- E14+6-E14	48,40 kg	110† 135Ø cm	2,661 m³
			106,61 lb	43,31† 53,15Ø in	93,972 ft³
	COLOR	COD.	PANTALLAS		PVP ( )
	OF	55			<b>11.884</b>
	ORO ANT.	231			<b>14.218</b>
<b>19560.1</b>	LÁMPARA / CHANDELIER · Swarovski Elements	12-E14+6-E14+6- E14+6-E14	48,40 kg	110† 135Ø cm	2,661 m³
			106,61 lb	43,31† 53,15Ø in	93,972 ft³
	COLOR	COD.	PANTALLAS		PVP ( )
	OF	55			<b>14.128</b>
	ORO ANT.	231			<b>16.416</b>



REF.	DESCRIPCIÓN	⚡ LUCES	Peso Neto Net Weight	MEDIDAS MEASURES	CONTAINER VOLUME
<b>19566 .0</b>	SOBREMESA / TABLE LAMP	2-E27	8,80 kg	82↑ 47↔ 31/ cm	0,387 m³
			19,38 lb	32,28↑ 18,5↔ 12,2/ in	13,667 ft³
	COLOR	COD.	PANTALLAS		PVP ( )
	OF	55	1626-37 Ovalada Plisada / Oval Pleated		<b>2.496</b>
	PL.ANT.	387			<b>2.496</b>
	OF	55	1620-00 Sin Pantallas / No Shades		<b>2.332</b>
	PL.ANT.	387			<b>2.332</b>
<b>19572 .0</b>	APLIQUE / WALL BRACKET · Cristal Blanco / White Glass	2-E14	3,78 kg	24↑ 41↔ 21/ cm	0,055 m³
			8,33 lb	9,45↑ 16,14↔ 8,27/ in	1,942 ft³
	COLOR	COD.	PANTALLAS		PVP ( )
	OF	55			<b>478</b>
<b>19572 .1</b>	APLIQUE / WALL BRACKET · Cristal Oro / Gold Glass	2-E14	3,78 kg	24↑ 41↔ 21/ cm	0,055 m³
			8,33 lb	9,45↑ 16,14↔ 8,27/ in	1,942 ft³
	COLOR	COD.	PANTALLAS		PVP ( )
	OF	55			<b>478</b>
<b>19601 .0</b>	LÁMPARA / CHANDELIER · Cristal Scholer / Scholer Crystal	8-E14+4-E14+4-E14+4-E14	48,63 kg	91↑ 92Ø cm	1,666 m³
			107,11 lb	35,83↑ 36,22Ø in	58,834 ft³
	COLOR	COD.	PANTALLAS		PVP ( )
	OF	55			<b>6.710</b>
	ORO ANT.	231			<b>7.908</b>
<b>19601 .1</b>	LÁMPARA / CHANDELIER · Swarovski Elements	8-E14+4-E14+4-E14+4-E14	48,63 kg	91↑ 92Ø cm	1,666 m³
			107,11 lb	35,83↑ 36,22Ø in	58,834 ft³
	COLOR	COD.	PANTALLAS		PVP ( )
	OF	55			<b>8.218</b>
	ORO ANT.	231			<b>9.440</b>
<b>19602 .0</b>	PLAFÓN / CEILING FIXTURE · Cristal Scholer / Scholer Crystal	6-E14+6-E14	17,50 kg	47↑ 79Ø cm	0,875 m³
			38,55 lb	18,5↑ 31,1Ø in	30,900 ft³
	COLOR	COD.	PANTALLAS		PVP ( )
	OF	55			<b>4.334</b>
	ORO ANT.	231			<b>4.882</b>
<b>19602 .1</b>	PLAFÓN / CEILING FIXTURE · Swarovski Elements	6-E14+6-E14	17,50 kg	47↑ 79Ø cm	0,875 m³
			38,55 lb	18,5↑ 31,1Ø in	30,900 ft³
	COLOR	COD.	PANTALLAS		PVP ( )
	OF	55			<b>5.884</b>
	ORO ANT.	231			<b>6.466</b>



REF.	DESCRIPCIÓN	LUCES	Peso Neto Net Weight	MEDIDAS MEASURES	CONTAINER VOLUME
<b>19603.0</b>	PLAFÓN / CEILING FIXTURE · Cristal Scholer / Scholer Crystal	8-E14+4-E14	10,60 kg	46↑ 57Ø cm	0,242 m³
			23,35 lb	18,11↑ 22,44Ø in	8,546 ft³
	COLOR	COD.	PANTALLAS		PVP ( )
	OF	55			<b>2.852</b>
	ORO ANT.	231			<b>3.262</b>
<b>19603.1</b>	PLAFÓN / CEILING FIXTURE · Swarovski Elements	8-E14+4-E14	10,60 kg	46↑ 57Ø cm	0,242 m³
			23,35 lb	18,11↑ 22,44Ø in	8,546 ft³
	COLOR	COD.	PANTALLAS		PVP ( )
	OF	55			<b>3.580</b>
	ORO ANT.	231			<b>4.014</b>



<b>19604.0</b>	APLIQUE / WALL BRACKET · Cristal Scholer / Scholer Crystal	4-E14	3,60 kg	24↑ 46↔ 23/ cm	0,094 m³
			7,93 lb	9,45↑ 18,11↔ 9,06/ in	3,320 ft³
	COLOR	COD.	PANTALLAS		PVP ( )
	OF	55			<b>1.074</b>
	ORO ANT.	231			<b>1.242</b>
<b>19604.1</b>	APLIQUE / WALL BRACKET · Swarovski Elements	4-E14	3,60 kg	24↑ 46↔ 23/ cm	0,094 m³
			7,93 lb	9,45↑ 18,11↔ 9,06/ in	3,320 ft³
	COLOR	COD.	PANTALLAS		PVP ( )
	OF	55			<b>1.366</b>
	ORO ANT.	231			<b>1.534</b>



<b>19612.0</b>	PLAFÓN / CEILING FIXTURE · Cristal Blanco / White Glass	8-E14	20,60 kg	40↑ 77Ø cm	0,536 m³
			45,37 lb	15,75↑ 30,31Ø in	18,929 ft³
	COLOR	COD.	PANTALLAS		PVP ( )
	OF	55			<b>2.400</b>
<b>19612.1</b>	PLAFÓN / CEILING FIXTURE · Cristal Oro / Gold Glass	8-E14	20,60 kg	40↑ 77Ø cm	0,536 m³
			45,37 lb	15,75↑ 30,31Ø in	18,929 ft³
	COLOR	COD.	PANTALLAS		PVP ( )
	OF	55			<b>2.400</b>


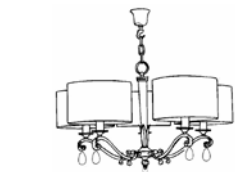
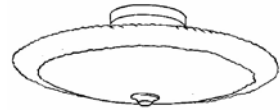
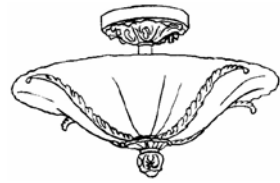


<b>19613.0</b>	LÁMPARA / CHANDELIER 6-G9+4-G9+3-G9	23,95 kg	78↑ 94Ø cm	0,875 m³	
		52,75 lb	30,71↑ 37,01Ø in	30,900 ft³	
	COLOR	COD.	PANTALLAS		PVP ( )
	OF	55			<b>3.636</b>



<b>19614.0</b>	COLGANTE / PENDANT 6-G9+3-G9	19,60 kg	75↑ 72Ø cm	0,793 m³	
		43,17 lb	29,53↑ 28,35Ø in	28,005 ft³	
	COLOR	COD.	PANTALLAS		PVP ( )
	OF	55			<b>2.872</b>





REF.	DESCRIPCIÓN	LUCES	Peso Neto Net Weight	MEDIDAS MEASURES	CONTAINER VOLUME
19615 .0	PLAFÓN / CEILING FIXTURE	6-G9	9,40 kg	33↑ 60Ø cm	0,282 m³
			20,70 lb	12,99↑ 23,62Ø in	9,959 ft³
	COLOR	COD.	PANTALLAS		PVP ( )
	OF	55			<b>962</b>
19625 .0	PLAFÓN / CEILING FIXTURE · Cristal Oro / Gold Glass	6-E14	9,60 kg	21↑ 60Ø cm	0,282 m³
			21,15 lb	8,27↑ 23,62Ø in	9,959 ft³
	COLOR	COD.	PANTALLAS		PVP ( )
	POE	380			<b>656</b>
19625 .1	PLAFÓN / CEILING FIXTURE · Cristal Blanco / White Glass	6-E14	9,60 kg	21↑ 60Ø cm	0,282 m³
			21,15 lb	8,27↑ 23,62Ø in	9,959 ft³
	COLOR	COD.	PANTALLAS		PVP ( )
	PPE.	391			<b>656</b>
19648 .0	APLIQUE / WALL BRACKET	2-G9	2,80 kg	19↑ 46↔ 21/ cm	0,094 m³
			6,17 lb	7,48↑ 18,11↔ 8,27/ in	3,320 ft³
	COLOR	COD.	PANTALLAS		PVP ( )
	OF	55			<b>470</b>
19649 .0	LÁMPARA / CHANDELIER	5-E14	6,20 kg	50↑ 85Ø cm	0,462 m³
			13,66 lb	19,69↑ 33,46Ø in	16,315 ft³
			COLOR	COD.	PANTALLAS
	D.ETR/AN	424	1627-84 Lisa Beige / Beige Plain		<b>2.134</b>
	CR.B./N.B.	432			<b>2.134</b>
19649 .1	LÁMPARA / CHANDELIER · Sin Cristal / No Crystal	5-E14	4,82 kg	50↑ 85Ø cm	0,462 m³
			10,62 lb	19,69↑ 33,46Ø in	16,315 ft³
	COLOR	COD.	PANTALLAS		PVP ( )
	D.ETR/AN	424	1627-84 Lisa Beige / Beige Plain		<b>1.958</b>
	CR.B./N.B.	432			<b>1.958</b>
19669 .0	LÁMPARA / CHANDELIER	8-E14	16,40 kg	80↑ 92Ø cm	0,462 m³
			36,12 lb	31,5↑ 36,22Ø in	16,315 ft³
	COLOR	COD.	PANTALLAS		PVP ( )
	OF	55	1627-58 Negro-Oro / Black-Gold		<b>4.780</b>
	OF	55	1629-01 Negra / Black		<b>4.780</b>
	CR.B./N.B.	432			<b>4.780</b>
	OF	55	1620-00 Sin Pantallas / No Shades		<b>3.904</b>
	CR.B./N.B.	432			<b>3.904</b>
19670 .0	LÁMPARA / CHANDELIER	5-E14	10,06 kg	72↑ 72Ø cm	0,462 m³
			22,16 lb	28,35↑ 28,35Ø in	16,315 ft³
	COLOR	COD.	PANTALLAS		PVP ( )
	OF	55	1627-58 Negro-Oro / Black-Gold		<b>3.248</b>
	OF	55	1629-01 Negra / Black		<b>3.248</b>
	CR.B./N.B.	432			<b>3.248</b>
	OF	55	1620-00 Sin Pantallas / No Shades		<b>2.698</b>
	CR.B./N.B.	432			<b>2.698</b>



REF.	DESCRIPCIÓN	LUCES	Peso Neto Net Weight	MEDIDAS MEASURES	CONTAINER VOLUME
<b>19671.0</b>	APLIQUE / WALL BRACKET	2-E14	4,40 kg	50↑ 40↔ 23/ cm	0,151 m³
			9,69 lb	19,69↑ 15,75↔ 9,06/ in	5,333 ft³
	COLOR	COD.	PANTALLAS		PVP ( )
	OF	55	1627-58 Negro-Oro / Black-Gold		<b>1.376</b>
	OF	55	1629-01 Negra / Black		<b>1.376</b>
	CR.B./N.B.	432			<b>1.376</b>
	OF	55	1620-00 Sin Pantallas / No Shades		<b>1.154</b>
	CR.B./N.B.	432			<b>1.154</b>



<b>19673.0</b>	APLIQUE / WALL BRACKET	1-E27	7,11 kg	80↑ 30↔ 24/ cm	0,182 m³
			15,66 lb	31,5↑ 11,81↔ 9,45/ in	6,427 ft³
	COLOR	COD.	PANTALLAS		PVP ( )
	OF	55			<b>1.118</b>



<b>19687.0</b>	FAROL / LATERN	8-E14	38,20 kg	95↑ 70Ø cm	0,793 m³
			84,14 lb	37,4↑ 27,56Ø in	28,005 ft³
	COLOR	COD.	PANTALLAS		PVP ( )
	OF/NST	100			<b>4.594</b>
	D.ETR/AN	424			<b>4.594</b>



<b>19689.0</b>	LÁMPARA / CHANDELIER	6-E27+3-E14	19,50 kg	65↑ 84Ø cm	0,793 m³
			42,95 lb	25,59↑ 33,07Ø in	28,005 ft³
	COLOR	COD.	PANTALLAS		PVP ( )
	AN	49			<b>2.734</b>
	OF	55			<b>2.734</b>



<b>19697.0</b>	SOBREMESA / TABLE LAMP	2-E27	3,80 kg	86↑ 50Ø cm	0,280 m³
			8,37 lb	33,86↑ 19,69Ø in	9,888 ft³
	COLOR	COD.	PANTALLAS		PVP ( )
	OA/NB	288	1629-85 Plisada Blanca / White Pleated		<b>1.686</b>
	OA/NB	288	1620-00 Sin Pantallas / No Shades		<b>1.370</b>



<b>19698.0</b>	SOBREMESA / TABLE LAMP	2-E27	9,42 kg	120↑ 50Ø cm	0,539 m³
			20,75 lb	47,24↑ 19,69Ø in	19,035 ft³
	COLOR	COD.	PANTALLAS		PVP ( )
	OF	55	1627-72 Negra-Oro / Black-Gold		<b>3.996</b>
	ORO ANT.	231	1627-87 Plisada Beige / Beige Pleated		<b>4.950</b>
	OF	55	1620-00 Sin Pantallas / No Shades		<b>3.664</b>
	ORO ANT.	231			<b>4.336</b>



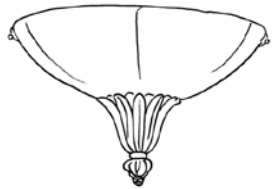
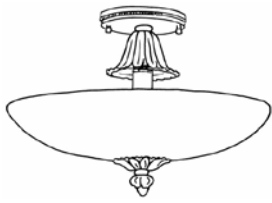
<b>19717.0</b>	SOBREMESA / TABLE LAMP	2-E27	20,30 kg	100↑ 55Ø cm	0,389 m³
			44,71 lb	39,37↑ 21,65Ø in	13,737 ft³
	COLOR	COD.	PANTALLAS		PVP ( )
	OA/NB	288	1627-72 Negra-Oro / Black-Gold		<b>2.754</b>
	OA/NB	288	1620-00 Sin Pantallas / No Shades		<b>2.356</b>



<b>19728.0</b>	LÁMPARA / CHANDELIER	3-E27+3-E14	12,00 kg	62↑ 78Ø cm	0,462 m³
			26,43 lb	24,41↑ 30,71Ø in	16,315 ft³
	COLOR	COD.	PANTALLAS		PVP ( )
	AN	49			<b>1.742</b>
	OF	55			<b>1.742</b>




REF.	DESCRIPCIÓN	LUCES	Peso Neto Net Weight	MEDIDAS MEASURES	CONTAINER VOLUME
<b>19729.0</b>	PLAFÓN / CEILING FIXTURE	6-E14	7,20 kg	33↑ 48Ø cm	0,205 m³
			15,86 lb	12,99↑ 18,9Ø in	7,240 ft³
	COLOR	COD.	PANTALLAS		PVP ( )
	AN	49			<b>932</b>
	OF	55			<b>932</b>
<b>19730.0</b>	APLIQUE / WALL BRACKET	2-E14	2,40 kg	22↑ 36↔ 17/ cm	0,067 m³
			5,29 lb	8,66↑ 14,17↔ 6,69/ in	2,366 ft³
	COLOR	COD.	PANTALLAS		PVP ( )
	AN	49			<b>278</b>
	OF	55			<b>278</b>
<b>19731.0</b>	PIE / FLOOR LAMP	1-E27	20,60 kg	184↑ 46Ø cm	0,648 m³
			45,37 lb	72,44↑ 18,11Ø in	22,884 ft³
	COLOR	COD.	PANTALLAS		PVP ( )
	BROX/AN	218			<b>2.036</b>
	OF/NST	100			<b>2.036</b>
<b>19759.0</b>	PIE / FLOOR LAMP · Swarovski Elements	2-E27	9,40 kg	186↑ 55Ø cm	0,725 m³
			20,70 lb	73,23↑ 21,65Ø in	25,603 ft³
	COLOR	COD.	PANTALLAS		PVP ( )
	OA/NB	288	1629-47 Plisada Blanca / White Pleated		<b>2.980</b>
	OA/NB	288	1620-00 Sin Pantallas / No Shades		<b>2.622</b>
<b>19766.0</b>	APLIQUE / WALL BRACKET	2-E14	1,63 kg	53↑ 36↔ 24/ cm	0,094 m³
			3,59 lb	20,87↑ 14,17↔ 9,45/ in	3,320 ft³
	COLOR	COD.	PANTALLAS		PVP ( )
	OF	55	1627-58 Negro-Oro / Black-Gold		<b>944</b>
	OF	55	1620-00 Sin Pantallas / No Shades		<b>700</b>
<b>19767.0</b>	APLIQUE / WALL BRACKET	1-G9	2,40 kg	42↑ 21↔ 24/ cm	0,055 m³
			5,29 lb	16,54↑ 8,27↔ 9,45/ in	1,942 ft³
	COLOR	COD.	PANTALLAS		PVP ( )
	OF	55			<b>456</b>
<b>19777.0</b>	LÁMPARA / CHANDELIER	8-G9+8-G9+3-G9	36,01 kg	89↑ 109Ø cm	1,666 m³
			79,32 lb	35,04↑ 42,91Ø in	58,834 ft³
	COLOR	COD.	PANTALLAS		PVP ( )
	OF	55			<b>5.154</b>
<b>19788.0</b>	LÁMPARA / CHANDELIER · Cristal Scholer / Scholer Crystal	10-E14	57,49 kg	101↑ 108Ø cm	2,125 m³
			126,63 lb	39,76↑ 42,52Ø in	75,044 ft³
	COLOR	COD.	PANTALLAS		PVP ( )
	OF	55			<b>9.192</b>





REF.	DESCRIPCIÓN	💡 LUCES	Peso Neto Net Weight	MEDIDAS MEASURES	CONTAINER VOLUME
<b>19800 .0</b>	LÁMPARA / CHANDELIER	12-E14+6-E14+3-E14	91,76 kg	160↑ 130Ø cm	1,922 m³
			202,11 lb	62,99↑ 51,18Ø in	67,875 ft³
	COLOR	COD.	PANTALLAS		PVP ( )
	OF	55	1627-58 Negro-Oro / Black-Gold		<b>12.872</b>
	OF	55	1620-00 Sin Pantallas / No Shades		<b>10.394</b>
	PLA.B	4	1627-57 Plisada Beige / Beige Pleated		<b>13.266</b>
	PLA.B	4	1620-00 Sin Pantallas / No Shades		<b>12.010</b>
<b>19813 .0</b>	LÁMPARA / CHANDELIER	10-E14+5-E14	40,31 kg	112↑ 110Ø cm	1,345 m³
			88,79 lb	44,09↑ 43,31Ø in	47,498 ft³
	COLOR	COD.	PANTALLAS		PVP ( )
	OF	55	1627-58 Negro-Oro / Black-Gold		<b>9.530</b>
	OF	55	1620-00 Sin Pantallas / No Shades		<b>7.778</b>
<b>19814 .0</b>	LÁMPARA / CHANDELIER	8-E14	25,41 kg	80↑ 87Ø cm	0,793 m³
			55,97 lb	31,5↑ 34,25Ø in	28,005 ft³
	COLOR	COD.	PANTALLAS		PVP ( )
	OF	55	1627-58 Negro-Oro / Black-Gold		<b>6.326</b>
	OF	55	1620-00 Sin Pantallas / No Shades		<b>5.394</b>
<b>19815 .0</b>	APLIQUE / WALL BRACKET	2-E14	3,58 kg	42↑ 40↔ 25/ cm	0,094 m³
			7,89 lb	16,54↑ 15,75↔ 9,84/ in	3,320 ft³
	COLOR	COD.	PANTALLAS		PVP ( )
	OF	55	1627-58 Negro-Oro / Black-Gold		<b>962</b>
	OF	55	1620-00 Sin Pantallas / No Shades		<b>724</b>
<b>19827 .0</b>	LÁMPARA / CHANDELIER	6-E14	35,34 kg	100↑ 95Ø cm	1,120 m³
			77,84 lb	39,37↑ 37,4Ø in	39,552 ft³
	· Cristal Scholer / Scholer Crystal				
	COLOR	COD.	PANTALLAS		PVP ( )
	OF/NST	100	1629-31 Plisada Blanca / White Pleated		<b>5.306</b>
	OA/NB	288			<b>6.696</b>
	OF/NST	100	1620-00 Sin Pantallas / No Shades		<b>4.648</b>
	OA/NB	288			<b>6.038</b>
<b>19828 .0</b>	LÁMPARA / CHANDELIER	8-E14	22,01 kg	85↑ 90Ø cm	1,120 m³
			48,48 lb	33,46↑ 35,43Ø in	39,552 ft³
	· Swarovski Elements				
	COLOR	COD.	PANTALLAS		PVP ( )
	OF/NST	100	1627-54 Plisada Beige / Beige Pleated		<b>6.916</b>
	OA/NB	288			<b>8.126</b>
	OF/NST	100	1620-00 Sin Pantallas / No Shades		<b>6.192</b>
	OA/NB	288			<b>7.402</b>
<b>19829 .0</b>	LÁMPARA / CHANDELIER	24-E14+12-E14	73,80 kg	116↑ 110Ø cm	2,661 m³
			162,56 lb	45,67↑ 43,31Ø in	93,972 ft³
	· Cristal Scholer / Scholer Crystal				
	COLOR	COD.	PANTALLAS		PVP ( )
	OF	55			<b>19.666</b>
<b>19829 .1</b>	LÁMPARA / CHANDELIER	24-E14+12-E14	56,00 kg	116↑ 110Ø cm	2,661 m³
			123,35 lb	45,67↑ 43,31Ø in	93,972 ft³
	· Sin Cristal / No Crystal				
	COLOR	COD.	PANTALLAS		PVP ( )
	OF	55			<b>14.306</b>





REF.	DESCRIPCIÓN	LUCES	Peso Neto Net Weight	MEDIDAS MEASURES	CONTAINER VOLUME
<b>19832 .0</b>	SOBREMESA / TABLE LAMP	2-E27	5,50 kg	93↑ 50Ø cm	0,334 m³
			12,11 lb	36,61↑ 19,69Ø in	11,795 ft³
	COLOR	COD.	PANTALLAS		PVP ( )
	OF/NST	100	1629-32 Oro / Gold		<b>1.684</b>
	OA/NB	288			<b>2.018</b>
	PLA.ANT/NB	390	1629-33 Plata / Silver		<b>2.018</b>
	OF	55	1620-00 Sin Pantallas / No Shades		<b>1.342</b>
	OA/NB	288			<b>1.676</b>
	PLA.ANT/NB	390			<b>1.676</b>



<b>19833 .0</b>	LÁMPARA / CHANDELIER	10-E14+8-E14	44,01 kg	102↑ 101Ø cm	1,666 m³
			96,94 lb	40,16↑ 39,76Ø in	58,834 ft³
	COLOR	COD.	PANTALLAS		PVP ( )
	OF	55			<b>11.540</b>
	ORO ANT.	231			<b>13.508</b>

<b>19833 .1</b>	LÁMPARA / CHANDELIER	10-E14+8-E14	44,01 kg	102↑ 101Ø cm	1,666 m³
			96,94 lb	40,16↑ 39,76Ø in	58,834 ft³
	COLOR	COD.	PANTALLAS		PVP ( )
	OF	55			<b>14.330</b>
	ORO ANT.	231			<b>16.298</b>



<b>19834 .0</b>	LÁMPARA / CHANDELIER	16-E14	55,33 kg	80↑ 89Ø cm	1,120 m³
			121,87 lb	31,5↑ 35,04Ø in	39,552 ft³
	COLOR	COD.	PANTALLAS		PVP ( )
	OF	55			<b>10.368</b>

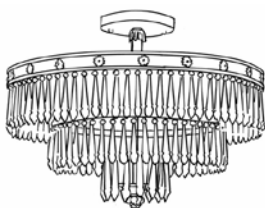
<b>19834 .1</b>	LÁMPARA / CHANDELIER	16-E14	36,43 kg	80↑ 89Ø cm	1,120 m³
			80,24 lb	31,5↑ 35,04Ø in	39,552 ft³
	COLOR	COD.	PANTALLAS		PVP ( )
	OF	55			<b>7.324</b>



<b>19838 .0</b>	APLIQUE / WALL BRACKET	2-E14	2,54 kg	50↑ 40↔ 24/ cm	0,094 m³
			5,59 lb	19,69↑ 15,75↔ 9,45/ in	3,320 ft³
	COLOR	COD.	PANTALLAS		PVP ( )
	OF/NST	100	1627-54 Plisada Beige / Beige Pleated		<b>1.198</b>
	OA/NB	288			<b>1.312</b>
	OF/NST	100	1620-00 Sin Pantallas / No Shades		<b>1.018</b>
	OA/NB	288			<b>1.132</b>



<b>19840 .0</b>	LÁMPARA / CHANDELIER	10-E14+5-E14+5-E14	37,00 kg	107↑ 102Ø cm	1,931 m³
			81,50 lb	42,13↑ 40,16Ø in	68,193 ft³
	COLOR	COD.	PANTALLAS		PVP ( )
	OA/NB	288	1627-58 Negro-Oro / Black-Gold		<b>9.134</b>
	PLA.ANT/NB	390	1629-34 Plata / Silver		<b>9.134</b>
	OA/NB	288	1620-00 Sin Pantallas / No Shades		<b>7.360</b>
	PLA.ANT/NB	390			<b>7.360</b>



<b>19841 .0</b>	PLAFÓN / CEILING FIXTURE	10-E14	12,80 kg	49↑ 64Ø cm	0,462 m³
			28,19 lb	19,29↑ 25,2Ø in	16,315 ft³
	COLOR	COD.	PANTALLAS		PVP ( )
	OA/NB	288			<b>3.914</b>
	PLA.ANT/NB	390			<b>3.914</b>



REF.	DESCRIPCIÓN	LUCES	Peso Neto Net Weight	MEDIDAS MEASURES	CONTAINER VOLUME
<b>19842.0</b>	APLIQUE / WALL BRACKET · Cristal Scholer / Scholer Crystal	5-E14	12,72 kg	89↑ 45↔ 33/ cm	0,334 m³
			28,02 lb	35,04↑ 17,72↔ 12,99/ in	11,795 ft³
	COLOR	COD.	PANTALLAS		PVP ( )
	ORO ANT.	231	1627-58 Negro-Oro / Black-Gold		<b>3.984</b>
	PL.ANT.	387	1629-34 Plata / Silver		<b>3.984</b>
	ORO ANT.	231	1620-00 Sin Pantallas / No Shades		<b>3.402</b>
	PL.ANT.	387			<b>3.402</b>



<b>19843.0</b>	APLIQUE / WALL BRACKET · Cristal Scholer / Scholer Crystal	2-E14	3,80 kg	64↑ 35↔ 23/ cm	0,182 m³
			8,37 lb	25,2↑ 13,78↔ 9,06/ in	6,427 ft³
	COLOR	COD.	PANTALLAS		PVP ( )
	ORO ANT.	231	1627-58 Negro-Oro / Black-Gold		<b>1.560</b>
	PL.ANT.	387	1629-34 Plata / Silver		<b>1.560</b>
	ORO ANT.	231	1620-00 Sin Pantallas / No Shades		<b>1.330</b>
	PL.ANT.	387			<b>1.330</b>



<b>19844.0</b>	SOBREMESA / TABLE LAMP · Cristal Scholer / Scholer Crystal	3-E14	8,70 kg	70↑ 40Ø cm	0,182 m³
			19,16 lb	27,56↑ 15,75Ø in	6,427 ft³
	COLOR	COD.	PANTALLAS		PVP ( )
	OA/NB	288	1627-58 Negro-Oro / Black-Gold		<b>2.298</b>
	PLA.ANT/NB	390	1629-34 Plata / Silver		<b>2.298</b>
	OA/NB	288	1620-00 Sin Pantallas / No Shades		<b>2.026</b>
	PLA.ANT/NB	390			<b>2.026</b>



<b>19848.0</b>	LÁMPARA / CHANDELIER · Alabastro Blanco / White Alabaster	16-E14+4-E14	39,01 kg	104↑ 115Ø cm	2,125 m³
			85,93 lb	40,94↑ 45,28Ø in	75,044 ft³
	COLOR	COD.	PANTALLAS		PVP ( )
	PLA.VI.	56	1629-34 Plata / Silver		<b>9.108</b>
	OF	55	1627-58 Negro-Oro / Black-Gold		<b>8.186</b>
	PLA.VI.	56	1620-00 Sin Pantallas / No Shades		<b>7.238</b>
	OF	55			<b>6.316</b>

<b>19848.1</b>	LÁMPARA / CHANDELIER · Alabastro Brandy / Brandy Alabaster	16-E14+4-E14	39,01 kg	104↑ 115Ø cm	2,125 m³
			85,93 lb	40,94↑ 45,28Ø in	75,044 ft³
	COLOR	COD.	PANTALLAS		PVP ( )
	PLA.VI.	56	1629-34 Plata / Silver		<b>9.108</b>
	OF	55	1627-58 Negro-Oro / Black-Gold		<b>8.186</b>
	PLA.VI.	56	1620-00 Sin Pantallas / No Shades		<b>7.238</b>
	OF	55			<b>6.316</b>




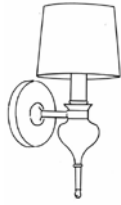
<b>19849.0</b>	APLIQUE / WALL BRACKET · Cristal Scholer / Scholer Crystal	6-E14	15,80 kg	65↑ 64↔ 40/ cm	0,491 m³
			34,80 lb	25,59↑ 25,2↔ 15,75/ in	17,340 ft³
	COLOR	COD.	PANTALLAS		PVP ( )
	OF	55			<b>3.184</b>

<b>19849.1</b>	APLIQUE / WALL BRACKET · Sin Cristal / No Crystal	6-E14	12,38 kg	65↑ 64↔ 40/ cm	0,491 m³
			27,27 lb	25,59↑ 25,2↔ 15,75/ in	17,340 ft³
	COLOR	COD.	PANTALLAS		PVP ( )
	OF	55			<b>1.984</b>



<b>19851.0</b>	LÁMPARA / CHANDELIER	6-E14	7,60 kg	55↑ 78Ø cm	0,462 m³
			16,74 lb	21,65↑ 30,71Ø in	16,315 ft³
	COLOR	COD.	PANTALLAS		PVP ( )
	AN	49	1629-36 Tafetan color Brandy / Brandy colour Taffeta		<b>2.100</b>
	AN	49	1620-00 Sin Pantallas / No Shades		<b>1.570</b>





REF.	DESCRIPCIÓN	LUCES	Peso Neto Net Weight	MEDIDAS MEASURES	CONTAINER VOLUME
<b>19852.0</b>	APLIQUE / WALL BRACKET	1-E14	1,18 kg	36↑ 16↔ 20/ cm	0,055 m³
			2,60 lb	14,17↑ 6,3↔ 7,87/ in	1,942 ft³
	COLOR	COD.	PANTALLAS		PVP ( )
	AN	49	1629-36 Tafetan color Brandy / Brandy colour Taffeta		<b>448</b>
	AN	49	1620-00 Sin Pantallas / No Shades		<b>364</b>
<b>19853.0</b>	SOBREMESA / TABLE LAMP	1-E14	1,00 kg	36↑ 16Ø cm	0,022 m³
			2,20 lb	14,17↑ 6,3Ø in	0,777 ft³
	COLOR	COD.	PANTALLAS		PVP ( )
	AN	49	1629-36 Tafetan color Brandy / Brandy colour Taffeta		<b>396</b>
	AN	49	1620-00 Sin Pantallas / No Shades		<b>310</b>
<b>19859.0</b>	APLIQUE / WALL BRACKET	2-E14	8,85 kg	96↑ 54↔ 28/ cm	0,334 m³
			19,49 lb	37,8↑ 21,26↔ 11,02/ in	11,795 ft³
	COLOR	COD.	PANTALLAS		PVP ( )
	PLA.VI.	56	1629-41 Plata / Silver		<b>2.092</b>
	OF	55			<b>1.796</b>
	PLA.VI.	56	1620-00 Sin Pantallas / No Shades		<b>1.882</b>
	OF	55			<b>1.586</b>
<b>19860.0</b>	LÁMPARA / CHANDELIER · Cristal Scholer / Scholer Crystal	19-E14+1-E27	78,00 kg	118↑ 71Ø cm	1,408 m³
			171,81 lb	46,46↑ 27,95Ø in	49,723 ft³
	COLOR	COD.	PANTALLAS		PVP ( )
	OF	55			<b>14.858</b>
	ORO ANT.	231			<b>18.830</b>
<b>19864.0</b>	PIE / FLOOR LAMP	2-E27	14,20 kg	180↑ 50Ø cm	0,634 m³
			31,28 lb	70,87↑ 19,69Ø in	22,389 ft³
	COLOR	COD.	PANTALLAS		PVP ( )
	PLA.ANT/NB	390	1629-42 Negra / Black		<b>2.456</b>
	PLA.ANT/NB	390	1620-00 Sin Pantallas / No Shades		<b>2.114</b>
<b>19865.0</b>	SOBREMESA / TABLE LAMP	2-E27	4,80 kg	90↑ 45Ø cm	0,308 m³
			10,57 lb	35,43↑ 17,72Ø in	10,877 ft³
	COLOR	COD.	PANTALLAS		PVP ( )
	PLA.ANT/NB	390	1629-43 Negra / Black		<b>1.670</b>
	PLA.ANT/NB	390	1620-00 Sin Pantallas / No Shades		<b>1.404</b>
<b>19866.0</b>	LÁMPARA / CHANDELIER · Scholer Cristal Amatista / Scholer Amethyst Crystal	6-E14	7,01 kg	48↑ 65Ø cm	0,462 m³
			15,44 lb	18,9↑ 25,59Ø in	16,315 ft³
	COLOR	COD.	PANTALLAS		PVP ( )
	PLA.B	4	1629-34 Plata / Silver		<b>2.528</b>
	AN	49			<b>2.416</b>
	OF	55			<b>2.416</b>
	PLA.B	4	1620-00 Sin Pantallas / No Shades		<b>1.936</b>
	AN	49			<b>1.720</b>
	OF	55			<b>1.720</b>
<b>19866.1</b>	LÁMPARA / CHANDELIER · Cristal Scholer Transp. / Transparent Crystal Scholer	6-E14	7,01 kg	48↑ 65Ø cm	0,462 m³
			15,44 lb	18,9↑ 25,59Ø in	16,315 ft³
	COLOR	COD.	PANTALLAS		PVP ( )
	PLA.B	4	1629-34 Plata / Silver		<b>2.528</b>
	AN	49			<b>2.416</b>
	OF	55			<b>2.416</b>
	PLA.B	4	1620-00 Sin Pantallas / No Shades		<b>1.936</b>
	AN	49			<b>1.720</b>
	OF	55			<b>1.720</b>



REF.	DESCRIPCIÓN	LUCES	Peso Neto Net Weight	MEDIDAS MEASURES	CONTAINER VOLUME
<b>19867 .0</b>	SOBREMESA / TABLE LAMP	1-E14	1,45 kg	64↑ 23Ø cm	0,124 m³
			3,19 lb	25,2↑ 9,06Ø in	4,379 ft³
	COLOR	COD.	PANTALLAS		PVP ( )
	PLA.B	4	1629-39 Plata / Silver		<b>454</b>
	AN	49			<b>398</b>
	PLA.B	4	1620-00 Sin Pantallas / No Shades		<b>366</b>
	AN	49			<b>310</b>



<b>19872 .0</b>	LÁMPARA / CHANDELIER	10-E14+5-E14	100,10 kg	115↑ 121Ø cm	2,661 m³
			220,48 lb	45,28↑ 47,64Ø in	93,972 ft³
	COLOR	COD.	PANTALLAS		PVP ( )
	PLA.VI.	56	1629-31 Plisada Blanca / White Pleated		<b>17.930</b>
	OF	55			<b>15.678</b>
	PLA.VI.	56	1620-00 Sin Pantallas / No Shades		<b>16.792</b>
	OF	55			<b>14.538</b>


<b>19872 .1</b>	LÁMPARA / CHANDELIER	10-E14+5-E14	85,76 kg	115↑ 121Ø cm	2,661 m³
			188,90 lb	45,28↑ 47,64Ø in	93,972 ft³
	COLOR	COD.	PANTALLAS		PVP ( )
	PLA.VI.	56	1629-31 Plisada Blanca / White Pleated		<b>13.128</b>
	OF	55			<b>11.324</b>
	PLA.VI.	56	1620-00 Sin Pantallas / No Shades		<b>11.870</b>
	OF	55			<b>10.064</b>



<b>19875 .0</b>	LÁMPARA / CHANDELIER	8-E14	44,40 kg	107↑ 92Ø cm	1,499 m³
			97,80 lb	42,13↑ 36,22Ø in	52,937 ft³
	COLOR	COD.	PANTALLAS		PVP ( )
	ORO ANT.	231			<b>9.544</b>
	PLA.VI.	56			<b>9.544</b>
	OF	55			<b>8.332</b>



<b>19875 .1</b>	LÁMPARA / CHANDELIER	8-E14	54,80 kg	107↑ 96Ø cm	1,499 m³
			120,70 lb	42,13↑ 37,8Ø in	52,937 ft³
	COLOR	COD.	PANTALLAS		PVP ( )
	ORO ANT.	231			<b>10.922</b>
	PLA.VI.	56			<b>10.922</b>
	OF	55			<b>9.104</b>



<b>19876 .0</b>	PLAFÓN / CEILING FIXTURE	1-GU10	,90 kg	3↑ 15Ø cm	0,008 m³
			1,98 lb	1,18↑ 5,91Ø in	0,283 ft³
	COLOR	COD.	PANTALLAS		PVP ( )
	DB/N	60			<b>392</b>



<b>19878 .0</b>	APLIQUE / WALL BRACKET	1-E14	2,40 kg	74↑ 42↔ 21/ cm	0,282 m³
			5,29 lb	29,13↑ 16,54↔ 8,27/ in	9,959 ft³
	COLOR	COD.	PANTALLAS		PVP ( )
	PLA.ANT/NB	390	1629-45 Negra / Black		<b>1.006</b>



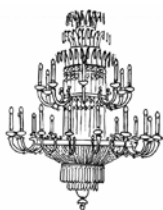


REF.	DESCRIPCIÓN	LUCES	Peso Neto Net Weight	MEDIDAS MEASURES	CONTAINER VOLUME
<b>19879 .0</b>	PIE / FLOOR LAMP · Cristal Scholer / Scholer Crystal	10-E14	50,00 kg	219↑ 830 cm	1,019 m³
			110,13 lb	86,22↑ 32,680 in	35,986 ft³
	COLOR	COD.	PANTALLAS		PVP ( )
	PLA.VI/NB	455			<b>6.448</b>
	OF/NB	458			<b>5.372</b>
<b>19879 .1</b>	PIE / FLOOR LAMP · Sin Cristal / No Crystal	10-E14	44,50 kg	219↑ 830 cm	0,483 m³
			98,02 lb	86,22↑ 32,680 in	17,057 ft³
	COLOR	COD.	PANTALLAS		PVP ( )
	PLA.VI/NB	455			<b>4.862</b>
	OF/NB	458			<b>3.786</b>
<b>19880 .0</b>	APLIQUE / WALL BRACKET	2-E14	3,20 kg	60↑ 37↔ 15/ cm	0,165 m³
			7,05 lb	23,62↑ 14,57↔ 5,91/ in	5,827 ft³
	COLOR	COD.	PANTALLAS		PVP ( )
	PLA.VI.	56			<b>1.188</b>
	OF	55			<b>998</b>
<b>19881 .0</b>	APLIQUE / WALL BRACKET	2-E14	3,20 kg	60↑ 37↔ 15/ cm	0,165 m³
			7,05 lb	23,62↑ 14,57↔ 5,91/ in	5,827 ft³
	COLOR	COD.	PANTALLAS		PVP ( )
	PLA.VI.	56			<b>1.188</b>
	OF	55			<b>998</b>
<b>19882 .0</b>	APLIQUE / WALL BRACKET · Cristal Scholer / Scholer Crystal	2-E14	5,53 kg	52↑ 50↔ 23/ cm	0,151 m³
			12,18 lb	20,47↑ 19,69↔ 9,06/ in	5,333 ft³
	COLOR	COD.	PANTALLAS		PVP ( )
	PLA.VI.	56	1629-31 Plisada Blanca / White Pleated		<b>1.604</b>
	OF	55			<b>1.368</b>
	PLA.VI.	56	1620-00 Sin Pantallas / No Shades		<b>1.358</b>
	OF	55			<b>1.128</b>
<b>19882 .1</b>	APLIQUE / WALL BRACKET · Sin Cristal / No Crystal	2-E14	3,88 kg	52↑ 50↔ 23/ cm	0,151 m³
			8,55 lb	20,47↑ 19,69↔ 9,06/ in	5,333 ft³
	COLOR	COD.	PANTALLAS		PVP ( )
	PLA.VI.	56	1629-31 Plisada Blanca / White Pleated		<b>1.360</b>
	OF	55			<b>1.170</b>
	PLA.VI.	56	1620-00 Sin Pantallas / No Shades		<b>1.122</b>
	OF	55			<b>894</b>
<b>19884 .0</b>	LÁMPARA / CHANDELIER · Porcelana Detalles Oro / Gold Accents Porcelain	8-E14	18,60 kg	87↑ 850 cm	0,536 m³
			40,97 lb	34,25↑ 33,460 in	18,929 ft³
	COLOR	COD.	PANTALLAS		PVP ( )
	OA/B/NB	456	1627-54 Plisada Beige / Beige Pleated		<b>5.828</b>
	OA/B/NB	456	1620-00 Sin Pantallas / No Shades		<b>5.386</b>
<b>19884 .1</b>	LÁMPARA / CHANDELIER · Porcelana Detalles Plata / Silver Accents Porcelain	8-E14	18,60 kg	87↑ 850 cm	0,536 m³
			40,97 lb	34,25↑ 33,460 in	18,929 ft³
	COLOR	COD.	PANTALLAS		PVP ( )
	P.ANT/B/NB	457	1629-46 Blanca Fruncida con Galón Metálico Plata / Gathering White With Silver Metal Braid		<b>5.828</b>
	P.ANT/B/NB	457	1620-00 Sin Pantallas / No Shades		<b>5.386</b>





REF.	DESCRIPCIÓN	LUCES	Peso Neto Net Weight	MEDIDAS MEASURES	CONTAINER VOLUME
<b>19887.0</b>	SOBREMESA / TABLE LAMP · Porcelana Detalles Oro / Gold Accents Porcelain	2-E27	17,10 kg	105↑ 55Ø cm	0,426 m³
			37,67 lb	41,34↑ 21,65Ø in	15,044 ft³
	COLOR	COD.	PANTALLAS		PVP ( )
	OA/B/NB	456	1629-47 Plisada Blanca / White Pleated		<b>2.600</b>
	OA/B/NB	456	1620-00 Sin Pantallas / No Shades		<b>2.242</b>
<b>19887.1</b>	SOBREMESA / TABLE LAMP · Porcelana Detalles Plata / Silver Accents Porcelain	2-E27	17,10 kg	105↑ 55Ø cm	0,426 m³
			37,67 lb	41,34↑ 21,65Ø in	15,044 ft³
	COLOR	COD.	PANTALLAS		PVP ( )
	P.ANT/B/NB	457	1629-47 Plisada Blanca / White Pleated		<b>2.600</b>
	P.ANT/B/NB	457	1620-00 Sin Pantallas / No Shades		<b>2.242</b>
<b>19889.0</b>	LÁMPARA / CHANDELIER · Cristal Scholer / Scholer Crystal	18-E14+4-E14	127,00 kg	192↑ 180Ø cm	9,526 m³
			279,74 lb	75,59↑ 70,87Ø in	336,408 ft³
	COLOR	COD.	PANTALLAS		PVP ( )
	ORO ANT.	231			<b>79.968</b>
<b>19890.0</b>	LÁMPARA / CHANDELIER	8-E14	46,63 kg	92↑ 98Ø cm	1,732 m³
			102,71 lb	36,22↑ 38,58Ø in	61,165 ft³
	COLOR	COD.	PANTALLAS		PVP ( )
	OF	55			<b>9.606</b>
<b>19890.1</b>	LÁMPARA / CHANDELIER · Sin Borlas / No Tassels	8-E14	46,28 kg	92↑ 98Ø cm	1,732 m³
			101,94 lb	36,22↑ 38,58Ø in	61,165 ft³
	COLOR	COD.	PANTALLAS		PVP ( )
	OF	55			<b>8.952</b>
<b>19891.0</b>	APLIQUE / WALL BRACKET	1-E14	2,20 kg	77↑ 28↔ 14/ cm	0,182 m³
			4,85 lb	30,31↑ 11,02↔ 5,51/ in	6,427 ft³
	COLOR	COD.	PANTALLAS		PVP ( )
	PLA.VI.	56	1629-50 Fruncida Gris-Plata / Gray-Silver Gathering		<b>832</b>
	OF	55	1629-49 Fruncida Negra-Oro / Black-Gold Gathering		<b>668</b>
<b>19892.0</b>	APLIQUE / WALL BRACKET	1-E14	1,80 kg	110↑ 28↔ 14/ cm	0,184 m³
			3,96 lb	43,31↑ 11,02↔ 5,51/ in	6,498 ft³
	COLOR	COD.	PANTALLAS		PVP ( )
	PLA.VI.	56	1629-50 Fruncida Gris-Plata / Gray-Silver Gathering		<b>798</b>
	OF	55	1629-49 Fruncida Negra-Oro / Black-Gold Gathering		<b>634</b>
<b>19893.0</b>	LÁMPARA / CHANDELIER · Cristal Scholer / Scholer Crystal	27-E14+30-E14	165,70 kg	225↑ 173Ø cm	9,498 m³
			364,98 lb	88,58↑ 68,11Ø in	335,419 ft³
	COLOR	COD.	PANTALLAS		PVP ( )
	ORO ANT.	231			<b>52.170</b>
	OF	55			<b>43.474</b>



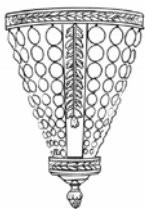
REF.	DESCRIPCIÓN	LUCES	Peso Neto Net Weight	MEDIDAS MEASURES	CONTAINER VOLUME
<b>19894.0</b>	LÁMPARA / CHANDELIER · Cristal Scholer / Scholer Crystal	10-E14	42,20 kg	125↑ 115Ø cm	2,843 m³
			92,95 lb	49,21↑ 45,28Ø in	100,400 ft³
	COLOR	COD.	PANTALLAS		PVP ( )
	PLA.VI/NB	455			<b>14.764</b>
	OA/NB	288			<b>14.764</b>
	OF/NB	458			<b>12.010</b>
<b>19895.0</b>	LÁMPARA / CHANDELIER · Cristal Scholer / Scholer Crystal	10-E14+5-E14	64,48 kg	130↑ 115Ø cm	3,390 m³
			142,03 lb	51,18↑ 45,28Ø in	119,717 ft³
	COLOR	COD.	PANTALLAS		PVP ( )
	ORO ANT.	231	1627-54 Plisada Beige / Beige Pleated		<b>14.202</b>
	OF	55			<b>12.404</b>
	ORO ANT.	231	1620-00 Sin Pantallas / No Shades		<b>12.758</b>
	OF	55			<b>10.962</b>
<b>19896.0</b>	LÁMPARA / CHANDELIER	6-E14	17,20 kg	88↑ 86Ø cm	1,120 m³
			37,89 lb	34,65↑ 33,86Ø in	39,552 ft³
	COLOR	COD.	PANTALLAS		PVP ( )
	PLA.VI.	56	1629-37 Plata / Silver		<b>4.666</b>
	OF	55	1629-62 Fruncida Negra-Oro / Black-Gold Gathering		<b>3.530</b>
	PLA.VI.	56	1620-00 Sin Pantallas / No Shades		<b>3.846</b>
	OF	55			<b>2.908</b>
<b>19897.0</b>	LÁMPARA / CHANDELIER · Pantalla Grande / Big Shade	5-E14	9,20 kg	69↑ 82Ø cm	0,998 m³
			20,26 lb	27,17↑ 32,28Ø in	35,244 ft³
	COLOR	COD.	PANTALLAS		PVP ( )
	PLA.VI.	56	1629-52 Fruncida Gris-Plata / Gray-Silver Gathering		<b>2.688</b>
	OF	55	1629-63 Fruncida Negra-Oro / Black-Gold Gathering		<b>2.252</b>
<b>19897.1</b>	LÁMPARA / CHANDELIER	5-E14	8,20 kg	69↑ 82Ø cm	0,462 m³
			18,06 lb	27,17↑ 32,28Ø in	16,315 ft³
	COLOR	COD.	PANTALLAS		PVP ( )
	PLA.VI.	56	1629-37 Plata / Silver		<b>2.830</b>
	OF	55	1629-62 Fruncida Negra-Oro / Black-Gold Gathering		<b>2.228</b>
	PLA.VI.	56	1620-00 Sin Pantallas / No Shades		<b>2.206</b>
	OF	55			<b>1.770</b>
<b>19898.0</b>	PIE / FLOOR LAMP · Pantalla Grande / Big Shade	5-E14	43,70 kg	195↑ 90Ø cm	1,894 m³
			96,26 lb	76,77↑ 35,43Ø in	66,886 ft³
	COLOR	COD.	PANTALLAS		PVP ( )
	PLA.VI.	56	1629-53 Fruncida Gris-Plata / Gray-Silver Gathering		<b>6.742</b>
	OF	55	1629-64 Fruncida Negra-Oro / Black-Gold Gathering		<b>5.794</b>
<b>19898.1</b>	PIE / FLOOR LAMP	5-E14	40,70 kg	195↑ 90Ø cm	1,358 m³
			89,65 lb	76,77↑ 35,43Ø in	47,957 ft³
	COLOR	COD.	PANTALLAS		PVP ( )
	PLA.VI.	56	1629-41 Plata / Silver		<b>6.804</b>
	OF	55	1629-65 Fruncida Negra-Oro / Black-Gold Gathering		<b>5.714</b>
	PLA.VI.	56	1620-00 Sin Pantallas / No Shades		<b>6.168</b>
	OF	55			<b>5.218</b>
<b>19899.0</b>	SOBREMESA / TABLE LAMP	2-E27	4,23 kg	101↑ 50Ø cm	0,389 m³
			9,32 lb	39,76↑ 19,69Ø in	13,737 ft³
	COLOR	COD.	PANTALLAS		PVP ( )
	PLA.VI.	56	1629-33 Plata / Silver		<b>2.110</b>
	OF	55	1629-66 Fruncida Negra-Oro / Black-Gold Gathering		<b>1.780</b>
	PLA.VI.	56	1620-00 Sin Pantallas / No Shades		<b>1.536</b>
	OF	55			<b>1.206</b>





REF.	DESCRIPCIÓN	💡 LUCES	Peso Neto Net Weight	MEDIDAS MEASURES	CONTAINER VOLUME
<b>19900 .0</b>	SOBREMESA / TABLE LAMP · Cristal Scholer / Scholer Crystal	2-E27	17,70 kg	94↑ 60Ø cm	0,958 m³
			38,99 lb	37,01↑ 23,62Ø in	33,831 ft³
	COLOR	COD.	PANTALLAS		PVP ( )
	PLA.VI/NB	455	1629-58 Fruncida Gris-Plata / Gray-Silver Gathering		<b>3.040</b>
	OF/NB	458	1629-57 Fruncida Negra-Oro / Black-Gold Gathering		<b>2.556</b>
<b>19900 .1</b>	SOBREMESA / TABLE LAMP · Sin Cristal / No Crystal	2-E27	16,05 kg	94↑ 60Ø cm	0,958 m³
			35,35 lb	37,01↑ 23,62Ø in	33,831 ft³
	COLOR	COD.	PANTALLAS		PVP ( )
	PLA.VI/NB	455	1629-58 Fruncida Gris-Plata / Gray-Silver Gathering		<b>2.734</b>
	OF/NB	458	1629-57 Fruncida Negra-Oro / Black-Gold Gathering		<b>2.252</b>
<b>19901 .0</b>	SOBREMESA / TABLE LAMP	2-E27	5,80 kg	88↑ 50Ø cm	0,334 m³
			12,78 lb	34,65↑ 19,69Ø in	11,795 ft³
	COLOR	COD.	PANTALLAS		PVP ( )
	PLA.VI.	56	1629-33 Plata / Silver		<b>1.404</b>
	OF	55	1629-32 Oro / Gold		<b>1.312</b>
	PLA.VI.	56	1620-00 Sin Pantallas / No Shades		<b>1.210</b>
	OF	55			<b>1.120</b>
<b>19905 .0</b>	LÁMPARA / CHANDELIER · Pantalla Grande / Big Shade	5-E14	5,20 kg	62↑ 90Ø cm	0,998 m³
			11,45 lb	24,41↑ 35,43Ø in	35,244 ft³
	COLOR	COD.	PANTALLAS		PVP ( )
	PPE.	391	1629-60 Blanca Fruncida con Galón Metálico Plata / Gathering White With Silver Metal Braid		<b>1.546</b>
<b>19905 .1</b>	LÁMPARA / CHANDELIER	5-E14	4,60 kg	62↑ 90Ø cm	0,462 m³
			10,13 lb	24,41↑ 35,43Ø in	16,315 ft³
	COLOR	COD.	PANTALLAS		PVP ( )
	PPE.	391	1629-46 Blanca Fruncida con Galón Metálico Plata / Gathering White With Silver Metal Braid		<b>1.504</b>
	PPE.	391	1620-00 Sin Pantallas / No Shades		<b>1.106</b>
<b>19921 .0</b>	APLIQUE / WALL BRACKET · Cristal Scholer / Scholer Crystal	3-E14+2-E14+5-E14	16,71 kg	100↑ 64↔ 38/ cm	0,581 m³
			36,81 lb	39,37↑ 25,2↔ 14,96/ in	20,518 ft³
	COLOR	COD.	PANTALLAS		PVP ( )
	ORO ANT.	231			<b>5.682</b>
	OF	55			<b>4.742</b>
<b>19922 .0</b>	SOBREMESA / TABLE LAMP	2-E14	3,92 kg	80↑ 45Ø cm	0,306 m³
			8,63 lb	31,5↑ 17,72Ø in	10,806 ft³
	COLOR	COD.	PANTALLAS		PVP ( )
	PLA.VI.	56	1629-43 Negra / Black		<b>1.608</b>
	ORO ANT.	231	1629-69 Blanca Fruncida con Galón Metálico Plata / Gathering White With Silver Metal Braid		<b>1.608</b>
	PLA.VI.	56	1620-00 Sin Pantallas / No Shades		<b>1.204</b>
	ORO ANT.	231			<b>1.204</b>
<b>19923 .0</b>	APLIQUE / WALL BRACKET	1-E14	3,00 kg	80↑ 19↔ 20/ cm	0,182 m³
			6,61 lb	31,5↑ 7,48↔ 7,87/ in	6,427 ft³
	COLOR	COD.	PANTALLAS		PVP ( )
	PLA.VI.	56			<b>1.454</b>
	ORO ANT.	231			<b>1.454</b>





REF.	DESCRIPCIÓN	LUCES	Peso Neto Net Weight	MEDIDAS MEASURES	CONTAINER VOLUME
19924 .0	APLIQUE / WALL BRACKET	1-E14	2,01 kg	73↑ 19↔ 19/ cm	0,086 m³
			4,43 lb	28,74↑ 7,48↔ 7,48/ in	3,037 ft³
	COLOR	COD.	PANTALLAS		PVP ( )
	PLA.B	4	1629-73 Lisa Beige / Beige Plain		974
	PLA.B	4	1620-00 Sin Pantallas / No Shades		906
19925 .0	APLIQUE / WALL BRACKET	1-E14	3,00 kg	83↑ 18↔ 23/ cm	0,182 m³
			6,61 lb	32,68↑ 7,09↔ 9,06/ in	6,427 ft³
	COLOR	COD.	PANTALLAS		PVP ( )
	PLA.VI.	56	1629-39 Plata / Silver		808
	PLA.VI.	56	1620-00 Sin Pantallas / No Shades		764
19927 .0	LÁMPARA / CHANDELIER · Cristal Scholer / Scholer Crystal	15-E14	16,00 kg	90↑ 76Ø cm	1,196 m³
			35,24 lb	35,43↑ 29,92Ø in	42,236 ft³
	COLOR	COD.	PANTALLAS		PVP ( )
	PLA.VI.	56			5.062
19928 .0	FAROL / LATERN · Cristal Scholer / Scholer Crystal	10-E14	41,00 kg	132↑ 70Ø cm	1,345 m³
			90,31 lb	51,97↑ 27,56Ø in	47,498 ft³
	COLOR	COD.	PANTALLAS		PVP ( )
	ORO ANT.	231			24.094
19929 .0	APLIQUE / WALL BRACKET · Cristal Scholer / Scholer Crystal	6-E14	14,40 kg	92↑ 60↔ 30/ cm	0,875 m³
			31,72 lb	36,22↑ 23,62↔ 11,81/ in	30,900 ft³
	COLOR	COD.	PANTALLAS		PVP ( )
	ORO ANT.	231			9.190
19930 .0	FAROL / LATERN · Cristal Scholer / Scholer Crystal	6-E14	17,00 kg	99↑ 57Ø cm	0,793 m³
			37,44 lb	38,98↑ 22,44Ø in	28,005 ft³
	COLOR	COD.	PANTALLAS		PVP ( )
	OF	55			5.298
19931 .0	APLIQUE / WALL BRACKET · Cristal Scholer / Scholer Crystal	2-E14	3,40 kg	40↑ 28↔ 14/ cm	0,094 m³
			7,49 lb	15,75↑ 11,02↔ 5,51/ in	3,320 ft³
	COLOR	COD.	PANTALLAS		PVP ( )
	OF	55			966
19933 .0	SOBREMESA / TABLE LAMP	1-E14	2,10 kg	80↑ 28Ø cm	0,249 m³
			4,63 lb	31,5↑ 11,02Ø in	8,793 ft³
	COLOR	COD.	PANTALLAS		PVP ( )
	CR.B./N.B.	432	1629-70 Blanca Fruncida con Galón Metálico Plata / Gathering White With Silver Metal Braid		686
	CR.B./N.B.	432	1620-00 Sin Pantallas / No Shades		558



REF.	DESCRIPCIÓN	LUCES	Peso Neto Net Weight	MEDIDAS MEASURES	CONTAINER VOLUME
19934 .0	APLIQUE / WALL BRACKET	1-E14	6,00 kg	87↑ 19↔ 20/ cm	0,086 m³
			13,22 lb	34,25↑ 7,48↔ 7,87/ in	3,037 ft³
	COLOR	COD.	PANTALLAS		PVP ( )
	PLA.B/N.B.	485			<b>982</b>



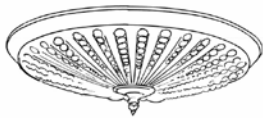
19935 .0	SOBREMESA / TABLE LAMP	1-E14	25,00 kg	80↑ 37Ø cm	0,396 m³
			55,07 lb	31,5↑ 14,57Ø in	13,985 ft³
	COLOR	COD.	PANTALLAS		PVP ( )
	PLA.B	4			<b>2.206</b>
	PLA.VI.	56			<b>2.206</b>



19935 .2	SOBREMESA / TABLE LAMP	1-E14	25,00 kg	80↑ 37Ø cm	0,396 m³
			55,07 lb	31,5↑ 14,57Ø in	13,985 ft³
	· Sin Rombos / Without Front Inlays				
	COLOR	COD.	PANTALLAS		PVP ( )
	PLA.B	4			<b>2.206</b>
	PLA.VI.	56			<b>2.206</b>



19940 .0	LÁMPARA / CHANDELIER	6-E14+6-E14	16,20 kg	79↑ 89Ø cm	1,120 m³
			35,68 lb	31,1↑ 35,04Ø in	39,552 ft³
	· Cristal Scholer / Scholer Crystal				
	COLOR	COD.	PANTALLAS		PVP ( )
	PLA.B	4	1629-68 Blanca Fruncida con Galón Metálico Plata / Gathering White With Silver Metal Braid		<b>5.078</b>
	ORO ANT.	231	1629-79 Blanca Fruncida con Galón Metálico Oro / Gathering White With Gold Metal Braid		<b>5.334</b>
	PLA.B	4	1620-00 Sin Pantallas / No Shades		<b>4.802</b>
	ORO ANT.	231			<b>5.052</b>



19941 .0	PLAFÓN / CEILING FIXTURE	8-E14	11,00 kg	33↑ 86Ø cm	0,536 m³
			24,23 lb	12,99↑ 33,86Ø in	18,929 ft³
	· Cristal Scholer / Scholer Crystal				
	COLOR	COD.	PANTALLAS		PVP ( )
	PLA.B	4			<b>3.366</b>
	ORO ANT.	231			<b>3.422</b>



19942 .0	COLGANTE / PENDANT	8-E14	41,80 kg	90↑ 86Ø cm	1,120 m³
			92,07 lb	35,43↑ 33,86Ø in	39,552 ft³
	· Cristal Scholer / Scholer Crystal				
	COLOR	COD.	PANTALLAS		PVP ( )
	PLA.B	4			<b>4.846</b>
	ORO ANT.	231			<b>5.220</b>




19943 .0	PLAFÓN / CEILING FIXTURE	6-E14	6,80 kg	33↑ 65Ø cm	0,282 m³
			14,98 lb	12,99↑ 25,59Ø in	9,959 ft³
	· Cristal Scholer / Scholer Crystal				
	COLOR	COD.	PANTALLAS		PVP ( )
	PLA.B	4			<b>2.580</b>
	ORO ANT.	231			<b>2.806</b>



19944 .0	PLAFÓN / CEILING FIXTURE	4-G9	5,50 kg	20↑ 50Ø cm	0,205 m³
			12,11 lb	7,87↑ 19,69Ø in	7,240 ft³
	COLOR	COD.	PANTALLAS		PVP ( )
	CR.B.	420			<b>562</b>

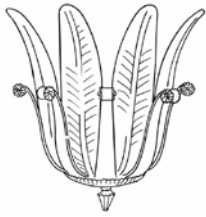




REF.	DESCRIPCIÓN	LUCES	Peso Neto Net Weight	MEDIDAS MEASURES	CONTAINER VOLUME
<b>19949.0</b>	COLGANTE / PENDANT	11-E14	33,41 kg	96↑ 82Ø cm	0,953 m³
			73,59 lb	37,8↑ 32,28Ø in	33,655 ft³
	COLOR	COD.	PANTALLAS		PVP ( )
	CR.B.	420			<b>3.016</b>
<b>19950.0</b>	LÁMPARA / CHANDELIER · Tulipas Cristal / Glass Shades	18-E14	53,01 kg	105↑ 106Ø cm	2,125 m³
			116,76 lb	41,34↑ 41,73Ø in	75,044 ft³
	COLOR	COD.	PANTALLAS		PVP ( )
	PLA.B	4			<b>7.880</b>
	ORO ANT.	231			<b>8.672</b>
	OF	55			<b>6.778</b>
<b>19951.0</b>	SOBREMESA / TABLE LAMP	2-E27	9,90 kg	92↑ 50Ø cm	0,389 m³
			21,81 lb	36,22↑ 19,69Ø in	13,737 ft³
	COLOR	COD.	PANTALLAS		PVP ( )
	PL.ANT.	387	1926-75 Lisa Blanca-Plata / White-Silver Plain		<b>2.360</b>
	PL.ANT.	387	1629-33 Plata / Silver		<b>2.360</b>
	ORO ANT.	231	1629-76 Lisa Blanca-Oro / White-Gold Plain		<b>2.360</b>
	ORO ANT.	231	1629-32 Oro / Gold		<b>2.360</b>
	PL.ANT.	387	1620-00 Sin Pantallas / No Shades		<b>2.082</b>
	ORO ANT.	231			<b>2.082</b>
<b>19952.0</b>	SOBREMESA / TABLE LAMP	2-E27	10,20 kg	102↑ 55Ø cm	0,576 m³
			22,47 lb	40,16↑ 21,65Ø in	20,341 ft³
	COLOR	COD.	PANTALLAS		PVP ( )
	OA/NB	288	1629-78 Fruncida Negra / Black Gathering		<b>3.682</b>
	OA/NB	288	1620-00 Sin Pantallas / No Shades		<b>3.272</b>
<b>19954.0</b>	APLIQUE / WALL BRACKET · Cristal Scholer / Scholer Crystal	2-E14	3,10 kg	53↑ 45↔ 23/ cm	0,124 m³
			6,83 lb	20,87↑ 17,72↔ 9,06/ in	4,379 ft³
	COLOR	COD.	PANTALLAS		PVP ( )
	PLA.VI/NB	455			<b>1.338</b>
	OF/NST	100			<b>1.026</b>
<b>19955.0</b>	APLIQUE / WALL BRACKET · Cristal Scholer / Scholer Crystal	1-E14	6,50 kg	53↑ 36↔ 18/ cm	0,165 m³
			14,32 lb	20,87↑ 14,17↔ 7,09/ in	5,827 ft³
	COLOR	COD.	PANTALLAS		PVP ( )
	PLA.B	4			<b>1.130</b>
	ORO ANT.	231			<b>1.196</b>
<b>19957.0</b>	PIE / FLOOR LAMP	1-E27 HL	43,67 kg	184↑ 50Ø cm	0,725 m³
			96,19 lb	72,44↑ 19,69Ø in	25,603 ft³
	COLOR	COD.	PANTALLAS		PVP ( )
	PLA.B	4			<b>2.946</b>
<b>19957.2</b>	PIE / FLOOR LAMP · Sin Rombos / Without Front Inlays	1-E27 HL	43,67 kg	184↑ 50Ø cm	0,725 m³
			96,19 lb	72,44↑ 19,69Ø in	25,603 ft³
	COLOR	COD.	PANTALLAS		PVP ( )
	PLA.B	4			<b>2.946</b>



REF.	DESCRIPCIÓN	LUCES	Peso Neto Net Weight	MEDIDAS MEASURES	CONTAINER VOLUME
<b>19958 .0</b>	COLGANTE / PENDANT · Cristal Transparente / Transparent Glass	19-E14	45,10 kg	94↑ 95Ø cm	0,793 m³
			99,34 lb	37,01↑ 37,4Ø in	28,005 ft³
	COLOR	COD.	PANTALLAS		PVP ( )
	PLA.B	4			<b>5.954</b>
<b>19958 .1</b>	COLGANTE / PENDANT · Cristal Blanco / White Glass	19-E14	45,10 kg	94↑ 95Ø cm	0,793 m³
			99,34 lb	37,01↑ 37,4Ø in	28,005 ft³
	COLOR	COD.	PANTALLAS		PVP ( )
	PLA.B	4			<b>6.454</b>



<b>19959 .0</b>	APLIQUE / WALL BRACKET · Cristal Transparente / Transparent Glass	2-E14	6,00 kg	48↑ 45↔ 22/ cm	0,124 m³
			13,22 lb	18,9↑ 17,72↔ 8,66/ in	4,379 ft³
	COLOR	COD.	PANTALLAS		PVP ( )
	PLA.B	4			<b>1.062</b>
<b>19959 .1</b>	APLIQUE / WALL BRACKET · Cristal Blanco / White Glass	2-E14	6,00 kg	48↑ 45↔ 22/ cm	0,124 m³
			13,22 lb	18,9↑ 17,72↔ 8,66/ in	4,379 ft³
	COLOR	COD.	PANTALLAS		PVP ( )
	PLA.B	4			<b>1.146</b>



<b>19960 .0</b>	LÁMPARA / CHANDELIER	8-E14	30,00 kg	92↑ 94Ø cm	1,120 m³
			66,08 lb	36,22↑ 37,01Ø in	39,552 ft³
	COLOR	COD.	PANTALLAS		PVP ( )
	PLA.B	4			<b>4.432</b>
	ORO ANT.	231			<b>4.890</b>
	OF	55			<b>3.812</b>



<b>19962 .0</b>	COLGANTE / PENDANT · Cristal Blanco / White Glass	12-E27+6-E27	45,00 kg	83↑ 90Ø cm	1,120 m³
			99,12 lb	32,68↑ 35,43Ø in	39,552 ft³
	COLOR	COD.	PANTALLAS		PVP ( )
	PL.ANT.	387			<b>7.114</b>
	ORO ANT.	231			<b>7.114</b>
	OF	55			<b>5.582</b>
<b>19962 .1</b>	COLGANTE / PENDANT · Cristal Oro / Gold Glass	12-E27+6-E27	45,00 kg	83↑ 90Ø cm	1,120 m³
			99,12 lb	32,68↑ 35,43Ø in	39,552 ft³
	COLOR	COD.	PANTALLAS		PVP ( )
	PL.ANT.	387			<b>7.114</b>
	ORO ANT.	231			<b>7.114</b>
	OF	55			<b>5.582</b>



<b>19963 .0</b>	PLAFÓN / CEILING FIXTURE · Cristal Blanco / White Glass	8-E27+4-E27	28,00 kg	49↑ 76Ø cm	0,491 m³
			61,67 lb	19,29↑ 29,92Ø in	17,340 ft³
	COLOR	COD.	PANTALLAS		PVP ( )
	PL.ANT.	387			<b>4.840</b>
	ORO ANT.	231			<b>4.840</b>
	OF	55			<b>3.714</b>
<b>19963 .1</b>	PLAFÓN / CEILING FIXTURE · Cristal Oro / Gold Glass	8-E27+4-E27	28,00 kg	49↑ 76Ø cm	0,491 m³
			61,67 lb	19,29↑ 29,92Ø in	17,340 ft³
	COLOR	COD.	PANTALLAS		PVP ( )
	PL.ANT.	387			<b>4.840</b>
	ORO ANT.	231			<b>4.840</b>
	OF	55			<b>3.714</b>





REF.	DESCRIPCIÓN	LUCES	Peso Neto Net Weight	MEDIDAS MEASURES	CONTAINER VOLUME
<b>19964 .0</b>	PLAFÓN / CEILING FIXTURE · Cristal Blanco / White Glass	12-E27+6-E27	40,20 kg	55↑ 90Ø cm	0,875 m³
			88,55 lb	21,65↑ 35,43Ø in	30,900 ft³
	COLOR	COD.	PANTALLAS		PVP ( )
	PL.ANT.	387			<b>6.736</b>
	ORO ANT.	231			<b>6.736</b>
	OF	55			<b>5.406</b>
<b>19964 .1</b>	PLAFÓN / CEILING FIXTURE · Cristal Oro / Gold Glass	12-E27+6-E27	40,20 kg	55↑ 90Ø cm	0,875 m³
			88,55 lb	21,65↑ 35,43Ø in	30,900 ft³
	COLOR	COD.	PANTALLAS		PVP ( )
	PL.ANT.	387			<b>6.736</b>
	ORO ANT.	231			<b>6.736</b>
	OF	55			<b>5.406</b>



<b>19965 .0</b>	COLGANTE / PENDANT · Cristal Blanco / White Glass	8-E27+4-E27	28,00 kg	77↑ 76Ø cm	0,793 m³
			61,67 lb	30,31↑ 29,92Ø in	28,005 ft³
	COLOR	COD.	PANTALLAS		PVP ( )
	PL.ANT.	387			<b>5.072</b>
	ORO ANT.	231			<b>5.072</b>
	OF	55			<b>4.048</b>
<b>19965 .1</b>	COLGANTE / PENDANT · Cristal Oro / Gold Glass	8-E27+4-E27	28,00 kg	77↑ 76Ø cm	0,793 m³
			61,67 lb	30,31↑ 29,92Ø in	28,005 ft³
	COLOR	COD.	PANTALLAS		PVP ( )
	PL.ANT.	387			<b>5.072</b>
	ORO ANT.	231			<b>5.072</b>
	OF	55			<b>4.048</b>



<b>19966 .0</b>	PLAFÓN / CEILING FIXTURE · Cristal Blanco / White Glass	6-E14	12,60 kg	25↑ 65Ø cm	0,491 m³
			27,75 lb	9,84↑ 25,59Ø in	17,340 ft³
	COLOR	COD.	PANTALLAS		PVP ( )
	PLA.B	4			<b>1.166</b>
	OF	55			<b>972</b>
<b>19966 .1</b>	PLAFÓN / CEILING FIXTURE · Cristal Oro / Gold Glass	6-E14	12,60 kg	25↑ 65Ø cm	0,491 m³
			27,75 lb	9,84↑ 25,59Ø in	17,340 ft³
	COLOR	COD.	PANTALLAS		PVP ( )
	PLA.B	4			<b>1.166</b>
	OF	55			<b>972</b>



<b>19967 .0</b>	PLAFÓN / CEILING FIXTURE · Cristal Blanco / White Glass	4-E14	5,80 kg	19↑ 45Ø cm	0,151 m³
			12,78 lb	7,48↑ 17,72Ø in	5,333 ft³
	COLOR	COD.	PANTALLAS		PVP ( )
	PLA.B	4			<b>796</b>
	OF	55			<b>718</b>
<b>19967 .1</b>	PLAFÓN / CEILING FIXTURE · Cristal Oro / Gold Glass	4-E14	5,80 kg	19↑ 45Ø cm	0,151 m³
			12,78 lb	7,48↑ 17,72Ø in	5,333 ft³
	COLOR	COD.	PANTALLAS		PVP ( )
	PLA.B	4			<b>796</b>
	OF	55			<b>718</b>



<b>19968 .0</b>	APLIQUE / WALL BRACKET	1-E14	3,40 kg	54↑ 14↔ 20/ cm	0,094 m³
			7,49 lb	21,26↑ 5,51↔ 7,87/ in	3,320 ft³
	COLOR	COD.	PANTALLAS		PVP ( )
	PLA.B	4			<b>514</b>
	OF	55			<b>448</b>
	ORO ANT.	231			<b>594</b>



REF.	DESCRIPCIÓN	LUCES	Peso Neto Net Weight	MEDIDAS MEASURES	CONTAINER VOLUME
19970 .0	APLIQUE / WALL BRACKET	1-E14	4,80 kg	54↑ 19↔ 16/ cm	0,046 m³
			10,57 lb	21,26↑ 7,48↔ 6,3/ in	1,624 ft³
	COLOR	COD.	PANTALLAS		PVP ( )
	PLA.B	4			<b>642</b>
	OF	55			<b>558</b>
	ORO ANT.	231			<b>696</b>



REF.	DESCRIPCIÓN	LUCES	Peso Neto Net Weight	MEDIDAS MEASURES	CONTAINER VOLUME
19971 .0	LÁMPARA / CHANDELIER · Cristal Scholer / Scholer Crystal	12-E14+6-E14	65,00 kg	120↑ 118Ø cm	2,281 m³
			143,17 lb	47,24↑ 46,46Ø in	80,553 ft³
	COLOR	COD.	PANTALLAS		PVP ( )
	PLA.B	4	1629-68 Blanca Fruncida con Galón Metálico Plata / Gathering White With Silver Metal Braid		<b>8.798</b>
	ORO ANT.	231	1629-79 Blanca Fruncida con Galón Metálico Oro / Gathering White With Gold Metal Braid		<b>9.460</b>
	PLA.B	4	1620-00 Sin Pantallas / No Shades		<b>8.030</b>
	ORO ANT.	231			<b>8.680</b>

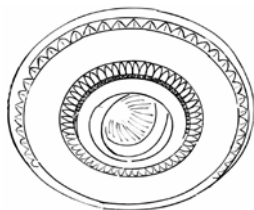


REF.	DESCRIPCIÓN	LUCES	Peso Neto Net Weight	MEDIDAS MEASURES	CONTAINER VOLUME
19972 .0	FAROL / LATERN	4-E14	24,00 kg	91↑ 47Ø cm	0,793 m³
			52,86 lb	35,83↑ 18,5Ø in	28,005 ft³
	COLOR	COD.	PANTALLAS		PVP ( )
	PLA.B	4			<b>4.322</b>
	OF	55			<b>3.752</b>
	ORO ANT.	231			<b>4.792</b>

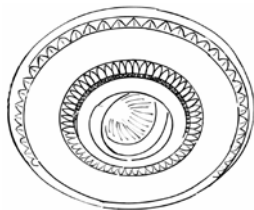


REF.	DESCRIPCIÓN	LUCES	Peso Neto Net Weight	MEDIDAS MEASURES	CONTAINER VOLUME
19973 .0	FAROL / LATERN · Cristal Blanco / White Glass	4-E14+4-E14	22,00 kg	114↑ 50Ø cm	0,928 m³
			48,46 lb	44,88↑ 19,69Ø in	32,772 ft³
	COLOR	COD.	PANTALLAS		PVP ( )
	OF	55			<b>3.846</b>

REF.	DESCRIPCIÓN	LUCES	Peso Neto Net Weight	MEDIDAS MEASURES	CONTAINER VOLUME
19973 .1	FAROL / LATERN · Cristal Oro / Gold Glass	4-E14+4-E14	22,00 kg	114↑ 50Ø cm	0,928 m³
			48,46 lb	44,88↑ 19,69Ø in	32,772 ft³
	COLOR	COD.	PANTALLAS		PVP ( )
	OF	55			<b>3.846</b>



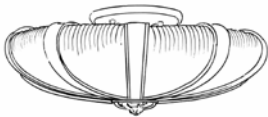
REF.	DESCRIPCIÓN	LUCES	Peso Neto Net Weight	MEDIDAS MEASURES	CONTAINER VOLUME
19974 .0	PLAFÓN / CEILING FIXTURE · Balmoral	1-GU10	,90 kg	3↑ 18Ø cm	0,008 m³
			1,98 lb	1,18↑ 7,09Ø in	0,283 ft³
	COLOR	COD.	PANTALLAS		PVP ( )
	DB	67			<b>298</b>



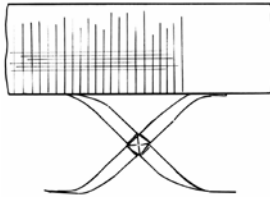
REF.	DESCRIPCIÓN	LUCES	Peso Neto Net Weight	MEDIDAS MEASURES	CONTAINER VOLUME
19975 .0	PLAFÓN / CEILING FIXTURE · Volga	1-GU10	,90 kg	3↑ 18Ø cm	0,008 m³
			1,98 lb	1,18↑ 7,09Ø in	0,283 ft³
	COLOR	COD.	PANTALLAS		PVP ( )
	DB	67			<b>298</b>



REF.	DESCRIPCIÓN	LUCES	Peso Neto Net Weight	MEDIDAS MEASURES	CONTAINER VOLUME
19976 .0	SOBREMESA / TABLE LAMP	2-E27	11,31 kg	96↑ 55Ø cm	0,576 m³
			24,91 lb	37,8↑ 21,65Ø in	20,341 ft³
	COLOR	COD.	PANTALLAS		PVP ( )
	PLA.B	4	1629-47 Plisada Blanca / White Pleated		<b>2.262</b>
	ORO ANT.	231			<b>2.340</b>
	PLA.B	4	1620-00 Sin Pantallas / No Shades		<b>1.822</b>
	ORO ANT.	231			<b>1.898</b>



REF.	DESCRIPCIÓN	LUCES	Peso Neto Net Weight	MEDIDAS MEASURES	CONTAINER VOLUME
<b>19977.0</b>	SOBREMESA / TABLE LAMP	2-E27	11,40 kg	105↑ 55Ø cm	0,576 m³
			25,11 lb	41,34↑ 21,65Ø in	20,341 ft³
	COLOR	COD.	PANTALLAS		PVP ( )
	PLA.B	4	1629-77 Negra Fruncida con Galón Metálico Plata / Black Gathering With Silver Metal Braid		<b>1.638</b>
	ORO ANT.	231	1629-78 Fruncida Negra / Black Gathering		<b>1.732</b>
	PLA.B	4	1620-00 Sin Pantallas / No Shades		<b>1.168</b>
	ORO ANT.	231			<b>1.260</b>
<b>19978.0</b>	SOBREMESA / TABLE LAMP · Mármol Travertino / Travertino Marble	2-E27	10,40 kg	112↑ 55Ø cm	0,576 m³
			22,91 lb	44,09↑ 21,65Ø in	20,341 ft³
	COLOR	COD.	PANTALLAS		PVP ( )
	PL.ANT.	387	1929-81 Lisa Blanca-Plata / White-Silver Plain		<b>2.840</b>
	ORO ANT.	231			<b>2.840</b>
	OF	55			<b>2.732</b>
	PL.ANT.	387	1620-00 Sin Pantallas / No Shades		<b>2.332</b>
	ORO ANT.	231			<b>2.332</b>
	OF	55			<b>2.226</b>
<b>19978.1</b>	SOBREMESA / TABLE LAMP · Mármol Negro / Black Marble	2-E27	10,40 kg	112↑ 55Ø cm	0,576 m³
			22,91 lb	44,09↑ 21,65Ø in	20,341 ft³
	COLOR	COD.	PANTALLAS		PVP ( )
	PL.ANT.	387	1929-81 Lisa Blanca-Plata / White-Silver Plain		<b>2.840</b>
	ORO ANT.	231			<b>2.840</b>
	OF	55			<b>2.732</b>
	PL.ANT.	387	1620-00 Sin Pantallas / No Shades		<b>2.332</b>
	ORO ANT.	231			<b>2.332</b>
	OF	55			<b>2.226</b>
<b>19979.0</b>	COLGANTE / PENDANT · Cristal Transparente / Transparent Glass	10-E14	46,80 kg	88↑ 91Ø cm	1,666 m³
			103,08 lb	34,65↑ 35,83Ø in	58,834 ft³
	COLOR	COD.	PANTALLAS		PVP ( )
	PL.ANT.	387			<b>6.634</b>
	OF	55			<b>4.436</b>
	ORO ANT.	231			<b>6.634</b>
<b>19979.1</b>	COLGANTE / PENDANT · Cristal Oro / Gold Glass	10-E14	46,80 kg	88↑ 91Ø cm	1,666 m³
			103,08 lb	34,65↑ 35,83Ø in	58,834 ft³
	COLOR	COD.	PANTALLAS		PVP ( )
	PL.ANT.	387			<b>6.634</b>
	OF	55			<b>4.436</b>
	ORO ANT.	231			<b>6.634</b>
<b>19980.0</b>	PLAFÓN / CEILING FIXTURE · Cristal Transparente / Transparent Glass	10-E14	43,15 kg	40↑ 90Ø cm	0,794 m³
			95,04 lb	15,75↑ 35,43Ø in	28,040 ft³
	COLOR	COD.	PANTALLAS		PVP ( )
	PL.ANT.	387			<b>5.144</b>
	OF	55			<b>3.642</b>
	ORO ANT.	231			<b>5.144</b>
<b>19980.1</b>	PLAFÓN / CEILING FIXTURE · Cristal Oro / Gold Glass	10-E14	43,15 kg	40↑ 90Ø cm	0,794 m³
			95,04 lb	15,75↑ 35,43Ø in	28,040 ft³
	COLOR	COD.	PANTALLAS		PVP ( )
	PL.ANT.	387			<b>5.144</b>
	OF	55			<b>3.642</b>
	ORO ANT.	231			<b>5.144</b>
<b>19981.0</b>	PIE / FLOOR LAMP	1-E27 HL	22,00 kg	191↑ 60Ø cm	0,765 m³
			48,46 lb	75,2↑ 23,62Ø in	27,016 ft³
	COLOR	COD.	PANTALLAS		PVP ( )
	PLA.B/N.B.	485			<b>2.186</b>



REF.	DESCRIPCIÓN	LUCES	Peso Neto Net Weight	MEDIDAS MEASURES	CONTAINER VOLUME
<b>19982 .0</b>	APLIQUE / WALL BRACKET · Cristal Transparente / Transparent Glass	2-E14	4,01 kg	34↑ 45↔ 10/ cm	0,124 m³
			8,83 lb	13,39↑ 17,72↔ 3,94/ in	4,379 ft³
	COLOR	COD.	PANTALLAS		PVP ( )
	PLA.B	4			<b>756</b>
<b>19982 .1</b>	APLIQUE / WALL BRACKET · Cristal Oro / Gold Glass	2-E14	4,01 kg	34↑ 45↔ 10/ cm	0,124 m³
			8,83 lb	13,39↑ 17,72↔ 3,94/ in	4,379 ft³
	COLOR	COD.	PANTALLAS		PVP ( )
	PLA.B	4			<b>756</b>



<b>19983 .0</b>	APLIQUE / WALL BRACKET	1-E27 HL	14,00 kg	164↑ 45↔ 49/ cm	0,533 m³
			30,84 lb	64,57↑ 17,72↔ 19,29/ in	18,823 ft³
	COLOR	COD.	PANTALLAS		PVP ( )
	PLA.ANT/NB	390			<b>2.814</b>



<b>19984 .0</b>	PIE / FLOOR LAMP	2-E27	6,03 kg	179↑ 45Ø cm	0,725 m³
			13,28 lb	70,47↑ 17,72Ø in	25,603 ft³
	COLOR	COD.	PANTALLAS		PVP ( )
	CR.B.	420	1629-80 Blanca Fruncida con Galón Metálico Plata / Gathering White With Silver Metal Braid		<b>1.782</b>
	CR.B.	420	1620-00 Sin Pantallas / No Shades		<b>1.300</b>




<b>19985 .0</b>	PLAFÓN / CEILING FIXTURE · Cristal Scholer Transp. / Transparent Crystal Scholer	8-E14	19,00 kg	37↑ 96Ø cm	0,462 m³
			41,85 lb	14,57↑ 37,8Ø in	16,315 ft³
	COLOR	COD.	PANTALLAS		PVP ( )
	PLA.B	4			<b>2.762</b>

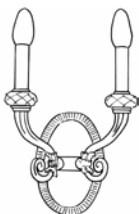
<b>19985 .1</b>	PLAFÓN / CEILING FIXTURE · Cristal Blanco / White Glass	8-E14	19,00 kg	37↑ 96Ø cm	0,282 m³
			41,85 lb	14,57↑ 37,8Ø in	9,959 ft³
	COLOR	COD.	PANTALLAS		PVP ( )
	PLA.B	4			<b>2.762</b>



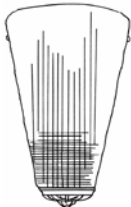
<b>19986 .0</b>	LÁMPARA / CHANDELIER · Cristal Scholer / Scholer Crystal	10-E14+5-E14	86,50 kg	172↑ 126Ø cm	3,842 m³
			190,53 lb	67,72↑ 49,61Ø in	135,679 ft³
	COLOR	COD.	PANTALLAS		PVP ( )
	OF	55			<b>14.296</b>



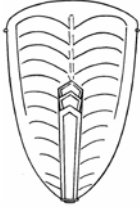
<b>19987 .0</b>	LÁMPARA / CHANDELIER · Cristal Scholer / Scholer Crystal	6-E14	21,01 kg	103↑ 88Ø cm	1,120 m³
			46,28 lb	40,55↑ 34,65Ø in	39,552 ft³
	COLOR	COD.	PANTALLAS		PVP ( )
	PLA.VI.	56	1627-54 Plisada Beige / Beige Pleated		<b>6.528</b>
	OF	55			<b>5.714</b>
	PLA.VI.	56	1620-00 Sin Pantallas / No Shades		<b>5.964</b>
	OF	55			<b>5.148</b>



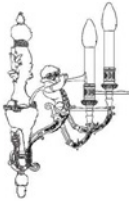
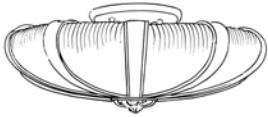
REF.	DESCRIPCIÓN	⚡ LUCES	Peso Neto Net Weight	MEDIDAS MEASURES	CONTAINER VOLUME
<b>19988 .0</b>	LÁMPARA / CHANDELIER · Cristal Scholer / Scholer Crystal	8-E14+4-E14	23,80 kg	85↑ 99Ø cm	1,666 m³
			52,42 lb	33,46↑ 38,98Ø in	58,834 ft³
	COLOR	COD.	PANTALLAS		PVP ( )
	PLA.VI.	56	1627-54 Plisada Beige / Beige Pleated		<b>7.046</b>
	OF	55			<b>6.092</b>
	PLA.VI.	56	1620-00 Sin Pantallas / No Shades		<b>6.390</b>
	OF	55			<b>5.434</b>
<b>19989 .0</b>	SOBREMESA / TABLE LAMP	2-E27	18,40 kg	92↑ 55Ø cm	0,576 m³
			40,53 lb	36,22↑ 21,65Ø in	20,341 ft³
	COLOR	COD.	PANTALLAS		PVP ( )
	OF	55	1629-47 Plisada Blanca / White Pleated		<b>3.090</b>
	OF	55	1620-00 Sin Pantallas / No Shades		<b>2.790</b>
<b>19990 .0</b>	PLAFÓN / CEILING FIXTURE	6-E14	9,80 kg	27↑ 60Ø cm	0,282 m³
			21,59 lb	10,63↑ 23,62Ø in	9,959 ft³
	COLOR	COD.	PANTALLAS		PVP ( )
	CR.B.	420			<b>684</b>
<b>19992 .0</b>	PLAFÓN / CEILING FIXTURE	3-E14	6,20 kg	15↑ 40Ø cm	0,124 m³
			13,66 lb	5,91↑ 15,75Ø in	4,379 ft³
	COLOR	COD.	PANTALLAS		PVP ( )
	CR.B.	420			<b>482</b>
<b>19993 .0</b>	PLAFÓN / CEILING FIXTURE	6-E14	7,80 kg	20↑ 60Ø cm	0,282 m³
			17,18 lb	7,87↑ 23,62Ø in	9,959 ft³
	COLOR	COD.	PANTALLAS		PVP ( )
	OF	55			<b>774</b>
<b>19994 .0</b>	PLAFÓN / CEILING FIXTURE	3-E14	5,23 kg	20↑ 50Ø cm	0,151 m³
			11,52 lb	7,87↑ 19,69Ø in	5,333 ft³
	COLOR	COD.	PANTALLAS		PVP ( )
	OF	55			<b>502</b>
<b>19995 .0</b>	APLIQUE / WALL BRACKET	2-E14	1,60 kg	30↑ 22↔ 15/ cm	0,055 m³
			3,52 lb	11,81↑ 8,66↔ 5,91/ in	1,942 ft³
	COLOR	COD.	PANTALLAS		PVP ( )
	PLA.B	4			<b>416</b>
	ORO ANT.	231			<b>488</b>
	OF	55			<b>324</b>
<b>19996 .0</b>	SOBREMESA / TABLE LAMP	2-E27	16,40 kg	95↑ 55Ø cm	0,426 m³
			36,12 lb	37,4↑ 21,65Ø in	15,044 ft³
	COLOR	COD.	PANTALLAS		PVP ( )
	PL.ANT.	387	1629-47 Plisada Blanca / White Pleated		<b>3.636</b>
	ORO ANT.	231			<b>3.636</b>
	PL.ANT.	387	1620-00 Sin Pantallas / No Shades		<b>3.358</b>
	ORO ANT.	231			<b>3.358</b>



REF.	DESCRIPCIÓN	LUCES	Peso Neto Net Weight	MEDIDAS MEASURES	CONTAINER VOLUME
<b>19997 .0</b>	LÁMPARA / CHANDELIER · Cristal Scholer / Scholer Crystal	6-E14+6-E14	90,00 kg	144↑ 130Ø cm	3,848 m³
			198,24 lb	56,69↑ 51,18Ø in	135,891 ft³
	COLOR	COD.	PANTALLAS		PVP ( )
	OF	55			<b>13.788</b>
	PL.ANT.	387			<b>17.014</b>
<b>19998 .0</b>	COLGANTE / PENDANT · Cristal Transparente / Transparent Glass	14-E14	147,00 kg	141↑ 146Ø cm	4,792 m³
			323,79 lb	55,51↑ 57,48Ø in	169,228 ft³
	COLOR	COD.	PANTALLAS		PVP ( )
	PL.ANT.	387			<b>20.364</b>
	OF	55			<b>15.724</b>
	ORO ANT.	231			<b>20.364</b>
<b>19998 .1</b>	COLGANTE / PENDANT · Cristal Oro / Gold Glass	14-E14	147,00 kg	141↑ 146Ø cm	4,792 m³
			323,79 lb	55,51↑ 57,48Ø in	169,228 ft³
	COLOR	COD.	PANTALLAS		PVP ( )
	PL.ANT.	387			<b>20.364</b>
	OF	55			<b>15.724</b>
	ORO ANT.	231			<b>20.364</b>
<b>19999 .0</b>	FAROL / LATERN · Cristal Transparente / Transparent Glass	4-E14+4-E14	34,40 kg	104↑ 50Ø cm	0,861 m³
			75,77 lb	40,94↑ 19,69Ø in	30,406 ft³
	COLOR	COD.	PANTALLAS		PVP ( )
	PL.ANT.	387			<b>5.984</b>
	OF	55			<b>4.276</b>
	ORO ANT.	231			<b>5.984</b>
<b>19999 .1</b>	FAROL / LATERN · Cristal Oro / Gold Glass	4-E14+4-E14	34,40 kg	104↑ 50Ø cm	0,861 m³
			75,77 lb	40,94↑ 19,69Ø in	30,406 ft³
	COLOR	COD.	PANTALLAS		PVP ( )
	PL.ANT.	387			<b>5.984</b>
	OF	55			<b>4.276</b>
	ORO ANT.	231			<b>5.984</b>
<b>20000 .0</b>	FAROL / LATERN	5-E14	10,80 kg	81↑ 40Ø cm	0,396 m³
			23,79 lb	31,89↑ 15,75Ø in	13,985 ft³
	COLOR	COD.	PANTALLAS		PVP ( )
	PL.ANT.	387			<b>3.790</b>
	OF	55			<b>2.498</b>
	ORO ANT.	231			<b>3.790</b>
<b>20001 .0</b>	APLIQUE / WALL BRACKET · Cristal Transparente / Transparent Glass	2-E14	5,60 kg	53↑ 34↔ 17/ cm	0,165 m³
			12,33 lb	20,87↑ 13,39↔ 6,69/ in	5,827 ft³
	COLOR	COD.	PANTALLAS		PVP ( )
	PL.ANT.	387			<b>752</b>
	OF	55			<b>660</b>
	ORO ANT.	231			<b>752</b>
<b>20001 .1</b>	APLIQUE / WALL BRACKET · Cristal Oro / Gold Glass	2-E14	5,60 kg	53↑ 34↔ 17/ cm	0,165 m³
			12,33 lb	20,87↑ 13,39↔ 6,69/ in	5,827 ft³
	COLOR	COD.	PANTALLAS		PVP ( )
	PL.ANT.	387			<b>752</b>
	OF	55			<b>660</b>
	ORO ANT.	231			<b>752</b>



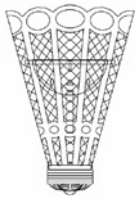
REF.	DESCRIPCIÓN	⚡ LUCES	Peso Neto Net Weight	MEDIDAS MEASURES	CONTAINER VOLUME
<b>20002 .0</b>	APLIQUE / WALL BRACKET · Cristal Blanco / White Glass	2-E14	4,80 kg	48↑ 30↔ 15/ cm	0,112 m³
			10,57 lb	18,9↑ 11,81↔ 5,91/ in	3,955 ft³
	COLOR	COD.	PANTALLAS		PVP ( )
	PL.ANT.	387			<b>596</b>
	OF	55			<b>534</b>
	ORO ANT.	231			<b>596</b>
<b>20002 .1</b>	APLIQUE / WALL BRACKET · Cristal Oro / Gold Glass	2-E14	4,80 kg	48↑ 30↔ 15/ cm	0,112 m³
			10,57 lb	18,9↑ 11,81↔ 5,91/ in	3,955 ft³
	COLOR	COD.	PANTALLAS		PVP ( )
	PL.ANT.	387			<b>596</b>
	OF	55			<b>534</b>
	ORO ANT.	231			<b>596</b>
<b>20005 .0</b>	PLAFÓN / CEILING FIXTURE · Cristal Transparente / Transparent Glass	14-E14	135,00 kg	60↑ 146Ø cm	2,341 m³
			297,36 lb	23,62↑ 57,48Ø in	82,672 ft³
	COLOR	COD.	PANTALLAS		PVP ( )
	PL.ANT.	387			<b>18.406</b>
	ORO ANT.	231			<b>18.406</b>
	OF	55			<b>12.942</b>
	CR.B.	420			<b>16.132</b>
<b>20005 .1</b>	PLAFÓN / CEILING FIXTURE · Cristal Oro / Gold Glass	14-E14	135,00 kg	60↑ 146Ø cm	2,341 m³
			297,36 lb	23,62↑ 57,48Ø in	82,672 ft³
	COLOR	COD.	PANTALLAS		PVP ( )
	PL.ANT.	387			<b>18.406</b>
	ORO ANT.	231			<b>18.406</b>
	OF	55			<b>12.942</b>
	CR.B.	420			<b>16.132</b>
<b>20006 .0</b>	APLIQUE / WALL BRACKET	2-E14	4,20 kg	51↑ 30↔ 27/ cm	0,094 m³
			9,25 lb	20,08↑ 11,81↔ 10,63/ in	3,320 ft³
	COLOR	COD.	PANTALLAS		PVP ( )
	OF	55			<b>2.610</b>
	ORO ANT.	231			<b>2.868</b>
<b>20007 .0</b>	COLGANTE / PENDANT · Cristal Blanco / White Glass	9-E14	37,79 kg	100↑ 98Ø cm	1,886 m³
			83,24 lb	39,37↑ 38,58Ø in	66,603 ft³
	COLOR	COD.	PANTALLAS		PVP ( )
	ORO ANT.	231			<b>6.486</b>
	PL.ANT.	387			<b>6.486</b>
	OF	55			<b>4.448</b>
	CR.B.	420			<b>5.472</b>
<b>20007 .1</b>	COLGANTE / PENDANT · Cristal Oro / Gold Glass	9-E14	37,79 kg	100↑ 98Ø cm	1,886 m³
			83,24 lb	39,37↑ 38,58Ø in	66,603 ft³
	COLOR	COD.	PANTALLAS		PVP ( )
	ORO ANT.	231			<b>6.486</b>
	PL.ANT.	387			<b>6.486</b>
	OF	55			<b>4.448</b>
	CR.B.	420			<b>5.472</b>







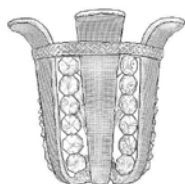
REF.	DESCRIPCIÓN	LUCES	Peso Neto Net Weight	MEDIDAS MEASURES	CONTAINER VOLUME
<b>20008.0</b>	PLAFÓN / CEILING FIXTURE · Cristal Blanco / White Glass	9-E14	34,80 kg	45↑ 98Ø cm	0,794 m³
			76,65 lb	17,72↑ 38,58Ø in	28,040 ft³
	COLOR	COD.	PANTALLAS		PVP ( )
	ORO ANT.	231			<b>4.532</b>
	PL.ANT.	387			<b>4.532</b>
	OF	55			<b>3.256</b>
	CR.B.	420			<b>3.906</b>
<b>20008.1</b>	PLAFÓN / CEILING FIXTURE · Cristal Oro / Gold Glass	9-E14	34,80 kg	45↑ 98Ø cm	0,794 m³
			76,65 lb	17,72↑ 38,58Ø in	28,040 ft³
	COLOR	COD.	PANTALLAS		PVP ( )
	ORO ANT.	231			<b>4.532</b>
	PL.ANT.	387			<b>4.532</b>
	OF	55			<b>3.256</b>
	CR.B.	420			<b>3.906</b>
<b>20009.0</b>	APLIQUE / WALL BRACKET · Cristal Blanco / White Glass	1-E14	4,00 kg	41↑ 28↔ 14/ cm	0,112 m³
			8,81 lb	16,14↑ 11,02↔ 5,51/ in	3,955 ft³
	COLOR	COD.	PANTALLAS		PVP ( )
	ORO ANT.	231			<b>576</b>
	PL.ANT.	387			<b>576</b>
	OF	55			<b>520</b>
	CR.B.	420			<b>538</b>
<b>20009.1</b>	APLIQUE / WALL BRACKET · Cristal Oro / Gold Glass	1-E14	4,00 kg	41↑ 28↔ 14/ cm	0,112 m³
			8,81 lb	16,14↑ 11,02↔ 5,51/ in	3,955 ft³
	COLOR	COD.	PANTALLAS		PVP ( )
	ORO ANT.	231			<b>576</b>
	PL.ANT.	387			<b>576</b>
	OF	55			<b>520</b>
	CR.B.	420			<b>538</b>
<b>20010.0</b>	LÁMPARA / CHANDELIER	9-E14	50,05 kg	120↑ 122Ø cm	2,843 m³
			110,24 lb	47,24↑ 48,03Ø in	100,400 ft³
	COLOR	COD.	PANTALLAS		PVP ( )
	ORO ANT.	231			<b>12.154</b>
	PL.ANT.	387			<b>12.154</b>
	OF	55			<b>7.966</b>
	CR.B.	420			<b>9.918</b>
<b>20011.0</b>	COLGANTE / PENDANT · Cristal Transparente / Transparent Glass	6-E27	37,01 kg	86↑ 92Ø cm	1,666 m³
			81,52 lb	33,86↑ 36,22Ø in	58,834 ft³
	COLOR	COD.	PANTALLAS		PVP ( )
	CR.B.	420			<b>4.760</b>
	PL.ANT.	387			<b>5.604</b>
	ORO ANT.	231			<b>5.604</b>
	OF	55			<b>3.884</b>
<b>20011.1</b>	COLGANTE / PENDANT · Cristal Oro / Gold Glass	6-E27	37,01 kg	86↑ 92Ø cm	1,666 m³
			81,52 lb	33,86↑ 36,22Ø in	58,834 ft³
	COLOR	COD.	PANTALLAS		PVP ( )
	CR.B.	420			<b>4.760</b>
	PL.ANT.	387			<b>5.604</b>
	ORO ANT.	231			<b>5.604</b>
	OF	55			<b>3.884</b>







REF.	DESCRIPCIÓN	LUCES	Peso Neto Net Weight	MEDIDAS MEASURES	CONTAINER VOLUME
<b>20012.0</b>	PLAFÓN / CEILING FIXTURE · Cristal Transparente / Transparent Glass	6-E27	28,80 kg	31↑ 92Ø cm	0,794 m³
			63,44 lb	12,2↑ 36,22Ø in	28,040 ft³
	COLOR	COD.	PANTALLAS		PVP ( )
	CR.B.	420			<b>3.438</b>
	PL.ANT.	387			<b>3.966</b>
	ORO ANT.	231			<b>3.966</b>
	OF	55			<b>2.908</b>
<b>20012.1</b>	PLAFÓN / CEILING FIXTURE · Cristal Oro / Gold Glass	6-E27	28,00 kg	31↑ 92Ø cm	0,794 m³
			61,67 lb	12,2↑ 36,22Ø in	28,040 ft³
	COLOR	COD.	PANTALLAS		PVP ( )
	CR.B.	420			<b>3.438</b>
	PL.ANT.	387			<b>3.966</b>
	ORO ANT.	231			<b>3.966</b>
	OF	55			<b>2.908</b>
<b>20013.0</b>	PLAFÓN / CEILING FIXTURE · Cristal Transparente / Transparent Glass	6-E14	13,40 kg	26↑ 65Ø cm	0,462 m³
			29,52 lb	10,24↑ 25,59Ø in	16,315 ft³
	COLOR	COD.	PANTALLAS		PVP ( )
	CR.B.	420			<b>1.888</b>
	PL.ANT.	387			<b>2.052</b>
	ORO ANT.	231			<b>2.052</b>
	OF	55			<b>1.738</b>
<b>20013.1</b>	PLAFÓN / CEILING FIXTURE · Cristal Oro / Gold Glass	6-E14	13,40 kg	26↑ 65Ø cm	0,462 m³
			29,52 lb	10,24↑ 25,59Ø in	16,315 ft³
	COLOR	COD.	PANTALLAS		PVP ( )
	CR.B.	420			<b>1.888</b>
	PL.ANT.	387			<b>2.052</b>
	ORO ANT.	231			<b>2.052</b>
	OF	55			<b>1.738</b>
<b>20014.0</b>	COLGANTE / PENDANT · Cristal Transparente / Transparent Glass	4-E14+4-E14	27,50 kg	98↑ 68Ø cm	0,793 m³
			60,57 lb	38,58↑ 26,77Ø in	28,005 ft³
	COLOR	COD.	PANTALLAS		PVP ( )
	CR.B.	420			<b>4.136</b>
	PLA.B	4			<b>4.276</b>
	OF	55			<b>3.758</b>
<b>20014.1</b>	COLGANTE / PENDANT · Cristal Oro / Gold Glass	4-E14+4-E14	27,50 kg	98↑ 68Ø cm	0,793 m³
			60,57 lb	38,58↑ 26,77Ø in	28,005 ft³
	COLOR	COD.	PANTALLAS		PVP ( )
	CR.B.	420			<b>4.136</b>
	PLA.B	4			<b>4.276</b>
	OF	55			<b>3.758</b>
<b>20015.0</b>	APLIQUE / WALL BRACKET · Cristal Transparente / Transparent Glass	2-E14	5,60 kg	44↑ 46↔ 26/ cm	0,205 m³
			12,33 lb	17,32↑ 18,11↔ 10,24/ in	7,240 ft³
	COLOR	COD.	PANTALLAS		PVP ( )
	CR.B.	420			<b>1.170</b>
	PLA.B	4			<b>1.206</b>
	OF	55			<b>1.090</b>
<b>20015.1</b>	APLIQUE / WALL BRACKET · Cristal Oro / Gold Glass	2-E14	5,60 kg	44↑ 46↔ 26/ cm	0,205 m³
			12,33 lb	17,32↑ 18,11↔ 10,24/ in	7,240 ft³
	COLOR	COD.	PANTALLAS		PVP ( )
	CR.B.	420			<b>1.170</b>
	PLA.B	4			<b>1.206</b>
	OF	55			<b>1.090</b>

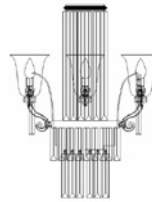
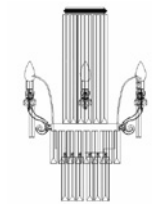




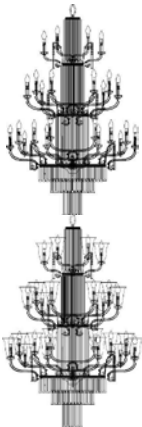

REF.	DESCRIPCIÓN	LUCES	Peso Neto Net Weight	MEDIDAS MEASURES	CONTAINER VOLUME
<b>20016.0</b>	LÁMPARA / CHANDELIER · Sin Tulipas Cristal / Without Glass Shades	10-E14+5-E14+9- E14+1-E27	63,58 kg	158↑ 103Ø cm	2,606 m³
			140,04 lb	62,2↑ 40,55Ø in	92,030 ft³
	COLOR	COD.	PANTALLAS		PVP ( )
	PLA.B	4			<b>9.682</b>
	OF	55			<b>8.346</b>
	CR.B.	420			<b>9.248</b>
<b>20016.1</b>	LÁMPARA / CHANDELIER · Tulipas Cristal / Glass Shades	10-E14+5-E14+9- E14+1-E27	71,23 kg	158↑ 113Ø cm	2,606 m³
			156,89 lb	62,2↑ 44,49Ø in	92,030 ft³
	COLOR	COD.	PANTALLAS		PVP ( )
	PLA.B	4			<b>10.416</b>
	OF	55			<b>9.080</b>
	CR.B.	420			<b>9.984</b>
<b>20017.0</b>	LÁMPARA / CHANDELIER · Con Pantallas / With Shades	10-E14+5-E14	59,01 kg	126↑ 102Ø cm	2,594 m³
			129,98 lb	49,61↑ 40,16Ø in	91,606 ft³
	COLOR	COD.	PANTALLAS		PVP ( )
	PL.ANT.	387	1629-31 Plisada Blanca / White Pleated		<b>9.180</b>
	ORO ANT.	231			<b>9.180</b>
	OF	55			<b>6.716</b>
	CR.B.	420			<b>7.968</b>
	PLA.B	4			<b>8.416</b>
	PL.ANT.	387	1620-00 Sin Pantallas / No Shades		<b>8.066</b>
	ORO ANT.	231			<b>8.066</b>
	OF	55			<b>5.600</b>
	CR.B.	420			<b>6.852</b>
	PLA.B	4			<b>7.300</b>
<b>20017.1</b>	LÁMPARA / CHANDELIER · Tulipas Cristal / Glass Shades	10-E14+5-E14	66,66 kg	126↑ 105Ø cm	2,594 m³
			146,83 lb	49,61↑ 41,34Ø in	91,606 ft³
	COLOR	COD.	PANTALLAS		PVP ( )
	PL.ANT.	387			<b>9.476</b>
	ORO ANT.	231			<b>9.476</b>
	OF	55			<b>6.774</b>
	CR.B.	420			<b>8.078</b>
	PLA.B	4			<b>8.556</b>
<b>20018.0</b>	LÁMPARA / CHANDELIER · Con Pantallas / With Shades	8-E14	23,92 kg	88↑ 87Ø cm	1,120 m³
			52,69 lb	34,65↑ 34,25Ø in	39,552 ft³
	COLOR	COD.	PANTALLAS		PVP ( )
	PL.ANT.	387	1629-31 Plisada Blanca / White Pleated		<b>5.474</b>
	ORO ANT.	231			<b>5.474</b>
	OF	55			<b>3.938</b>
	CR.B.	420			<b>4.740</b>
	PL.ANT.	387	1620-00 Sin Pantallas / No Shades		<b>4.882</b>
	ORO ANT.	231			<b>4.882</b>
	OF	55			<b>3.346</b>
	CR.B.	420			<b>4.150</b>
<b>20018.1</b>	LÁMPARA / CHANDELIER · Tulipas Cristal / Glass Shades	8-E14	37,60 kg	88↑ 91Ø cm	1,120 m³
			82,82 lb	34,65↑ 35,83Ø in	39,552 ft³
	COLOR	COD.	PANTALLAS		PVP ( )
	PL.ANT.	387			<b>5.538</b>
	ORO ANT.	231			<b>5.538</b>
	OF	55			<b>3.938</b>
	CR.B.	420			<b>4.738</b>



REF.	DESCRIPCIÓN	⚡ LUCES	Peso Neto Net Weight	MEDIDAS MEASURES	CONTAINER VOLUME
<b>20019 .0</b>	APLIQUE / WALL BRACKET · Con Pantallas / With Shades	2-E14	5,20 kg	54↑ 47↔ 26/ cm	0,205 m³
			11,45 lb	21,26↑ 18,5↔ 10,24/ in	7,240 ft³
	COLOR	COD.	PANTALLAS		PVP ( )
	PL.ANT.	387	1629-31 Plisada Blanca / White Pleated		<b>1.206</b>
	ORO ANT.	231			<b>1.206</b>
	OF	55			<b>840</b>
	CR.B.	420			<b>1.010</b>
	PL.ANT.	387	1620-00 Sin Pantallas / No Shades		<b>1.042</b>
	ORO ANT.	231			<b>1.042</b>
	OF	55			<b>678</b>
	CR.B.	420			<b>848</b>
<b>20019 .1</b>	APLIQUE / WALL BRACKET · Tulipas Cristal / Glass Shades	2-E14	7,10 kg	54↑ 51↔ 28/ cm	0,205 m³
			15,64 lb	21,26↑ 20,08↔ 11,02/ in	7,240 ft³
	COLOR	COD.	PANTALLAS		PVP ( )
	PL.ANT.	387			<b>1.268</b>
	ORO ANT.	231			<b>1.268</b>
	OF	55			<b>874</b>
	CR.B.	420			<b>1.052</b>
<b>20020 .0</b>	LÁMPARA / CHANDELIER · Cristal Scholer / Scholer Crystal	8-E14+12-E14	25,40 kg	112↑ 109Ø cm	2,030 m³
			55,95 lb	44,09↑ 42,91Ø in	71,689 ft³
	COLOR	COD.	PANTALLAS		PVP ( )
	OF	55	1627-54 Plisada Beige / Beige Pleated		<b>7.542</b>
	ORO ANT.	231			<b>9.138</b>
	OF	55	1620-00 Sin Pantallas / No Shades		<b>6.888</b>
	ORO ANT.	231			<b>8.484</b>
<b>20021 .0</b>	LÁMPARA / CHANDELIER · Cristal Scholer / Scholer Crystal	12-E14	42,00 kg	140↑ 108Ø cm	3,025 m³
			92,51 lb	55,12↑ 42,52Ø in	106,827 ft³
	COLOR	COD.	PANTALLAS		PVP ( )
	OF	55	1629-31 Plisada Blanca / White Pleated		<b>13.118</b>
	ORO ANT.	231			<b>16.110</b>
	OF	55	1620-00 Sin Pantallas / No Shades		<b>12.114</b>
	ORO ANT.	231			<b>15.104</b>
<b>20022 .0</b>	LÁMPARA / CHANDELIER · Cristal Scholer / Scholer Crystal	8-E14	32,00 kg	103↑ 97Ø cm	1,793 m³
			70,48 lb	40,55↑ 38,19Ø in	63,319 ft³
	COLOR	COD.	PANTALLAS		PVP ( )
	ORO ANT.	231			<b>11.250</b>
	OF	55			<b>9.068</b>
	PL.ANT.	387			<b>11.250</b>
<b>20023 .0</b>	APLIQUE / WALL BRACKET · Cristal Scholer / Scholer Crystal	2-E14	7,00 kg	65↑ 41↔ 20/ cm	0,182 m³
			15,42 lb	25,59↑ 16,14↔ 7,87/ in	6,427 ft³
	COLOR	COD.	PANTALLAS		PVP ( )
	ORO ANT.	231			<b>1.768</b>
	OF	55			<b>1.282</b>
	PL.ANT.	387			<b>1.768</b>
<b>20025 .0</b>	SOBREMESA / TABLE LAMP	2-E27	11,50 kg	102↑ 55Ø cm	0,576 m³
			25,33 lb	40,16↑ 21,65Ø in	20,341 ft³
	COLOR	COD.	PANTALLAS		PVP ( )
	PLA.B	4	1629-47 Plisada Blanca / White Pleated		<b>2.706</b>
	OF	55			<b>2.606</b>
	PLA.B	4	1620-00 Sin Pantallas / No Shades		<b>2.386</b>
	OF	55			<b>2.288</b>
<b>20027 .0</b>	SOBREMESA / TABLE LAMP	2-E27	15,10 kg	107↑ 55Ø cm	0,539 m³
			33,26 lb	42,13↑ 21,65Ø in	19,035 ft³
	COLOR	COD.	PANTALLAS		PVP ( )
	ORO ANT.	231	1629-47 Plisada Blanca / White Pleated		<b>4.106</b>
	PL.ANT.	387			<b>4.106</b>
	ORO ANT.	231	1620-00 Sin Pantallas / No Shades		<b>3.672</b>
	PL.ANT.	387			<b>3.672</b>



REF.	DESCRIPCIÓN	LUCES	Peso Neto Net Weight	MEDIDAS MEASURES	CONTAINER VOLUME
<b>20028.0</b>	LÁMPARA / CHANDELIER · Sin Tulipas Cristal / Without Glass Shades	8-E14+6-E14+1-E27	40,00 kg	138† 103Ø cm	1,931 m³
			88,11 lb	54,33† 40,55Ø in	68,193 ft³
	COLOR	COD.	PANTALLAS		PVP ( )
	PLA.B	4			<b>8.024</b>
	OF	55			<b>6.836</b>
	CR.B.	420			<b>7.880</b>
<b>20028.1</b>	LÁMPARA / CHANDELIER · Tulipas Cristal / Glass Shades	8-E14+6-E14+1-E27	45,20 kg	138† 113Ø cm	1,931 m³
			99,56 lb	54,33† 44,49Ø in	68,193 ft³
	COLOR	COD.	PANTALLAS		PVP ( )
	PLA.B	4			<b>8.414</b>
	OF	55			<b>7.230</b>
	CR.B.	420			<b>8.272</b>
<b>20029.0</b>	APLIQUE / WALL BRACKET · Sin Tulipas Cristal / Without Glass Shades	3-E14+3-E14	11,80 kg	88† 46↔ 28/ cm	0,334 m³
			25,99 lb	34,65† 18,11↔ 11,02/ in	11,795 ft³
	COLOR	COD.	PANTALLAS		PVP ( )
	PLA.B	4			<b>2.312</b>
	OF	55			<b>1.874</b>
	CR.B.	420			<b>2.184</b>
<b>20029.1</b>	APLIQUE / WALL BRACKET · Tulipas Cristal / Glass Shades	3-E14+3-E14	13,20 kg	88† 60↔ 35/ cm	0,334 m³
			29,07 lb	34,65† 23,62↔ 13,78/ in	11,795 ft³
	COLOR	COD.	PANTALLAS		PVP ( )
	PLA.B	4			<b>2.462</b>
	OF	55			<b>2.026</b>
	CR.B.	420			<b>2.336</b>
<b>20030.0</b>	PLAFÓN / CEILING FIXTURE · Cristal Blanco / White Glass	5-E14	17,00 kg	26† 65Ø cm	0,282 m³
			37,44 lb	10,24† 25,59Ø in	9,959 ft³
	COLOR	COD.	PANTALLAS		PVP ( )
	ORO ANT.	231			<b>2.362</b>
	PL.ANT.	387			<b>2.362</b>
	OF	55			<b>1.958</b>
	CR.B.	420			<b>2.132</b>
<b>20030.1</b>	PLAFÓN / CEILING FIXTURE · Cristal Oro / Gold Glass	5-E14	17,00 kg	26† 65Ø cm	0,282 m³
			37,44 lb	10,24† 25,59Ø in	9,959 ft³
	COLOR	COD.	PANTALLAS		PVP ( )
	ORO ANT.	231			<b>2.362</b>
	PL.ANT.	387			<b>2.362</b>
	OF	55			<b>1.958</b>
	CR.B.	420			<b>2.132</b>
<b>20031.0</b>	COLGANTE / PENDANT	6-E14+6-E14	30,00 kg	89† 66Ø cm	0,793 m³
			66,08 lb	35,04† 25,98Ø in	28,005 ft³
	COLOR	COD.	PANTALLAS		PVP ( )
	DB	67			<b>4.742</b>
	NI.B.	516			<b>4.408</b>
<b>20032.0</b>	APLIQUE / WALL BRACKET	3-E14	4,10 kg	85† 37↔ 15/ cm	0,184 m³
			9,03 lb	33,46† 14,57↔ 5,91/ in	6,498 ft³
	COLOR	COD.	PANTALLAS		PVP ( )
	DB	67			<b>2.098</b>
	NI.B.	516			<b>1.954</b>



REF.	DESCRIPCIÓN	⚡ LUCES	Peso Neto Net Weight	MEDIDAS MEASURES	CONTAINER VOLUME
<b>20033 .0</b>	SOBREMESA / TABLE LAMP	1-E14	2,90 kg	75↑ 38Ø cm	0,153 m³
			6,39 lb	29,53↑ 14,96Ø in	5,403 ft³
	COLOR	COD.	PANTALLAS		PVP ( )
	ORO ANT.	231	1629-83		<b>1.044</b>
	PLA.B	4			<b>1.000</b>
	ORO ANT.	231	1620-00 Sin Pantallas / No Shades		<b>734</b>
	PLA.B	4			<b>684</b>
<b>20034 .0</b>	COLGANTE / PENDANT · Cristal Transparente / Transparent Glass	10-E14	24,80 kg	83↑ 89Ø cm	1,120 m³
			54,63 lb	32,68↑ 35,04Ø in	39,552 ft³
	COLOR	COD.	PANTALLAS		PVP ( )
	PLA.B	4			<b>4.632</b>
	DB	67			<b>4.594</b>
	CR.B.	420			<b>4.444</b>
	OF	55			<b>3.988</b>
<b>20034 .1</b>	COLGANTE / PENDANT · Cristal Oro / Gold Glass	10-E14	24,80 kg	83↑ 89Ø cm	0,875 m³
			54,63 lb	32,68↑ 35,04Ø in	30,900 ft³
	COLOR	COD.	PANTALLAS		PVP ( )
	PLA.B	4			<b>4.632</b>
	DB	67			<b>4.594</b>
	CR.B.	420			<b>4.444</b>
	OF	55			<b>3.988</b>
<b>20035 .0</b>	PLAFÓN / CEILING FIXTURE	8-E14	13,40 kg	25↑ 75Ø cm	0,536 m³
			29,52 lb	9,84↑ 29,53Ø in	18,929 ft³
	COLOR	COD.	PANTALLAS		PVP ( )
	DB	67			<b>874</b>
	NI.B.	516			<b>816</b>
<b>20036 .0</b>	PLAFÓN / CEILING FIXTURE	4-E14	10,00 kg	20↑ 50Ø cm	0,205 m³
			22,03 lb	7,87↑ 19,69Ø in	7,240 ft³
	COLOR	COD.	PANTALLAS		PVP ( )
	DB	67			<b>556</b>
	NI.B.	516			<b>502</b>
<b>20037 .0</b>	LÁMPARA / CHANDELIER · Sin Tulipas Cristal / Without Glass Shades	15-E14+10-E14+5-E14+17-E14	135,00 kg	210↑ 140Ø cm	4,637 m³
			297,36 lb	82,68↑ 55,12Ø in	163,754 ft³
	COLOR	COD.	PANTALLAS		PVP ( )
	PLA.B	4			<b>19.206</b>
	OF	55			<b>16.450</b>
	CR.B.	420			<b>18.672</b>
<b>20037 .1</b>	LÁMPARA / CHANDELIER · Tulipas Cristal / Glass Shades	15-E14+10-E14+5-E14+17-E14	150,00 kg	210↑ 150Ø cm	4,637 m³
			330,40 lb	82,68↑ 59,06Ø in	163,754 ft³
	COLOR	COD.	PANTALLAS		PVP ( )
	PLA.B	4			<b>20.964</b>
	OF	55			<b>18.204</b>
	CR.B.	420			<b>20.428</b>
<b>20038 .0</b>	LÁMPARA / CHANDELIER	24-E14+12-E14+6-E14+3-E14	142,00 kg	240↑ 180Ø cm	4,880 m³
			312,78 lb	94,49↑ 70,87Ø in	172,336 ft³
	COLOR	COD.	PANTALLAS		PVP ( )
	PLA.B	4	1629-34 Plata / Silver		<b>37.288</b>
	OF	55	1627-58 Negro-Oro / Black-Gold		<b>29.976</b>
	PLA.B	4	1620-00 Sin Pantallas / No Shades		<b>34.678</b>
	OF	55			<b>27.364</b>



REF.	DESCRIPCIÓN	💡 LUCES	Peso Neto Net Weight	MEDIDAS MEASURES	CONTAINER VOLUME
<b>20039 .0</b>	LÁMPARA / CHANDELIER	20-E14+10-E14+5-E14	130,00 kg	173↑ 1680 cm	2,932 m³
			286,34 lb	68,11↑ 66,140 in	103,543 ft³
	COLOR	COD.	PANTALLAS		PVP ( )
	OF	55	1627-58 Negro-Oro / Black-Gold		<b>20.172</b>
	OF	55	1620-00 Sin Pantallas / No Shades		<b>16.160</b>



<b>20040 .0</b>	LÁMPARA / CHANDELIER	36-E14+24-E14+12-E14	300,00 kg	243↑ 1800 cm	4,390 m³
			660,79 lb	95,67↑ 70,870 in	155,031 ft³
	COLOR	COD.	PANTALLAS		PVP ( )
	OF	55			<b>36.734</b>
	ORO ANT.	231			<b>49.548</b>

<b>20040 .1</b>	LÁMPARA / CHANDELIER	36-E14+24-E14+12-E14	260,00 kg	243↑ 1800 cm	4,390 m³
			572,69 lb	95,67↑ 70,870 in	155,031 ft³
	COLOR	COD.	PANTALLAS		PVP ( )
	OF	55			<b>23.460</b>
	ORO ANT.	231			<b>36.276</b>



<b>20041 .0</b>	LÁMPARA / CHANDELIER	24-E14+12-E14	90,00 kg	159↑ 1150 cm	3,481 m³
			198,24 lb	62,6↑ 45,280 in	122,930 ft³
	COLOR	COD.	PANTALLAS		PVP ( )
	OF	55			<b>10.330</b>
	PL.ANT.	387			<b>14.928</b>



<b>20042 .0</b>	COLGANTE / PENDANT	4-GU10	60,00 kg	67↑ 750 cm	0,875 m³
			132,16 lb	26,38↑ 29,530 in	30,900 ft³
	COLOR	COD.	PANTALLAS		PVP ( )
	PL.B/BAL.	469			<b>10.580</b>



<b>20043 .0</b>	LÁMPARA / CHANDELIER	12-E14+6-E14	110,00 kg	136↑ 1180 cm	3,208 m³
			242,29 lb	53,54↑ 46,460 in	113,289 ft³
	COLOR	COD.	PANTALLAS		PVP ( )
	PLA.B	4	1629-31 Plisada Blanca / White Pleated		<b>14.900</b>
	OF	55			<b>13.578</b>
	ORO ANT.	231			<b>15.516</b>
	PLA.B	4	1620-00 Sin Pantallas / No Shades		<b>12.930</b>
	OF	55			<b>11.610</b>
	ORO ANT.	231			<b>13.550</b>



<b>20044 .0</b>	LÁMPARA / CHANDELIER	6-E14	29,00 kg	106↑ 930 cm	0,691 m³
			63,88 lb	41,73↑ 36,610 in	24,402 ft³
	COLOR	COD.	PANTALLAS		PVP ( )
	PLA.B	4	1629-31 Plisada Blanca / White Pleated		<b>7.070</b>
	OF	55			<b>6.240</b>
	ORO ANT.	231			<b>7.256</b>
	PLA.B	4	1620-00 Sin Pantallas / No Shades		<b>6.416</b>
	OF	55			<b>5.584</b>
	ORO ANT.	231			<b>6.600</b>



<b>20045 .0</b>	LÁMPARA / CHANDELIER	8-E14	40,00 kg	125↑ 830 cm	1,408 m³
			88,11 lb	49,21↑ 32,680 in	49,723 ft³
	COLOR	COD.	PANTALLAS		PVP ( )
	OF	55	1629-31 Plisada Blanca / White Pleated		<b>5.792</b>
	ORO ANT.	231			<b>7.720</b>
	OF	55	1620-00 Sin Pantallas / No Shades		<b>4.858</b>
	ORO ANT.	231			<b>6.788</b>



REF.	DESCRIPCIÓN	⚡ LUCES	Peso Neto Net Weight	MEDIDAS MEASURES	CONTAINER VOLUME
<b>20046 .0</b>	LÁMPARA / CHANDELIER · Cristal Scholer / Scholer Crystal	8-E14	30,00 kg	110↑ 90Ø cm	1,720 m³
			66,08 lb	43,31↑ 35,43Ø in	60,741 ft³
	COLOR	COD.	PANTALLAS		PVP ( )
	PLA.B	4	1629-31 Plisada Blanca / White Pleated		<b>5.966</b>
	OF	55			<b>5.470</b>
	PLA.B	4	1620-00 Sin Pantallas / No Shades		<b>5.118</b>
	OF	55			<b>4.620</b>
<b>20047 .0</b>	COLGANTE / PENDANT	6-GU10	50,00 kg	235↑ 60Ø cm	
			110,13 lb	92,52↑ 23,62Ø in	
	COLOR	COD.	PANTALLAS		PVP ( )
	DB/N	60			<b>15.050</b>
<b>20048 .0</b>	APLIQUE / WALL BRACKET	2-E14	1,00 kg	9↑ 35↔ 17/ cm	0,067 m³
			2,20 lb	3,54↑ 13,78↔ 6,69/ in	2,366 ft³
	COLOR	COD.	PANTALLAS		PVP ( )
	SC	1			<b>272</b>
<b>20049 .0</b>	APLIQUE / WALL BRACKET	1-E14	3,00 kg	38↑ 20↔ 23/ cm	0,055 m³
			6,61 lb	14,96↑ 7,87↔ 9,06/ in	1,942 ft³
	COLOR	COD.	PANTALLAS		PVP ( )
	OF	55	1629-79 Blanca Fruncida con Galón Metálico Oro / Gathering White With Gold Metal Braid		<b>302</b>
	PL.ANT.	387	1629-68 Blanca Fruncida con Galón Metálico Plata / Gathering White With Silver Metal Braid		<b>410</b>
	OF	55	1620-00 Sin Pantallas / No Shades		<b>220</b>
	PL.ANT.	387			<b>330</b>
<b>20050 .0</b>	APLIQUE / WALL BRACKET	1-E14	3,00 kg	68↑ 15↔ 27/ cm	0,055 m³
			6,61 lb	26,77↑ 5,91↔ 10,63/ in	1,942 ft³
	COLOR	COD.	PANTALLAS		PVP ( )
	OF	55	1629-31 Plisada Blanca / White Pleated		<b>606</b>
	ORO ANT.	231			<b>770</b>
	OF	55	1620-00 Sin Pantallas / No Shades		<b>474</b>
	ORO ANT.	231			<b>640</b>
<b>20051 .0</b>	APLIQUE / WALL BRACKET	2-E14	5,00 kg	62↑ 38↔ 22/ cm	0,086 m³
			11,01 lb	24,41↑ 14,96↔ 8,66/ in	3,037 ft³
	COLOR	COD.	PANTALLAS		PVP ( )
	OA/B/NB	456	1629-31 Plisada Blanca / White Pleated		<b>1.044</b>
	P.ANT/B/NB	457			<b>1.044</b>
	OF/B/NB	512			<b>836</b>
	OA/B/NB	456	1620-00 Sin Pantallas / No Shades		<b>914</b>
	P.ANT/B/NB	457			<b>914</b>
	OF/B/NB	512			<b>706</b>
<b>20052 .0</b>	SOBREMESA / TABLE LAMP	1-E27	10,30 kg	70↑ 45Ø cm	0,189 m³
			22,69 lb	27,56↑ 17,72Ø in	6,674 ft³
	COLOR	COD.	PANTALLAS		PVP ( )
	OA/B/NB	456	1629-86		<b>1.750</b>
	P.ANT/B/NB	457			<b>1.750</b>
	OF/B/NB	512			<b>1.538</b>
	OA/B/NB	456	1620-00 Sin Pantallas / No Shades		<b>1.444</b>
	P.ANT/B/NB	457			<b>1.444</b>
	OF/B/NB	512			<b>1.228</b>





REF.	DESCRIPCIÓN	💡 LUCES	Peso Neto Net Weight	MEDIDAS MEASURES	CONTAINER VOLUME
<b>20053.0</b>	SOBREMESA / TABLE LAMP	1-E27	8,30 kg	76↑ 45Ø cm	0,210 m³
			18,28 lb	29,92↑ 17,72Ø in	7,416 ft³
	COLOR	COD.	PANTALLAS		PVP ( )
	OA/B/NB	456	1629-86		<b>1.984</b>
	P.ANT/B/NB	457			<b>1.984</b>
	OF/B/NB	512			<b>1.728</b>
	OA/B/NB	456	1620-00 Sin Pantallas / No Shades		<b>1.672</b>
	P.ANT/B/NB	457			<b>1.672</b>
	OF/B/NB	512			<b>1.418</b>



REF.	DESCRIPCIÓN	💡 LUCES	Peso Neto Net Weight	MEDIDAS MEASURES	CONTAINER VOLUME
<b>20054.0</b>	SOBREMESA / TABLE LAMP	2-E27	5,30 kg	81↑ 45Ø cm	0,306 m³
			11,67 lb	31,89↑ 17,72Ø in	10,806 ft³
	COLOR	COD.	PANTALLAS		PVP ( )
	OF	55	1629-87		<b>1.218</b>
	ORO ANT.	231			<b>1.530</b>
	PL.ANT.	387			<b>1.530</b>
	OF	55	1620-00 Sin Pantallas / No Shades		<b>882</b>
	ORO ANT.	231			<b>1.194</b>
	PL.ANT.	387			<b>1.194</b>



REF.	DESCRIPCIÓN	💡 LUCES	Peso Neto Net Weight	MEDIDAS MEASURES	CONTAINER VOLUME
<b>20055.0</b>	SOBREMESA / TABLE LAMP	2-E27	8,40 kg	94↑ 50Ø cm	0,547 m³
			18,50 lb	37,01↑ 19,69Ø in	19,317 ft³
	COLOR	COD.	PANTALLAS		PVP ( )
	PLA.B	4	1629-85 Plisada Blanca / White Pleated		<b>1.500</b>
	OF	55			<b>1.324</b>
	ORO ANT.	231			<b>1.562</b>
	PLA.B	4	1620-00 Sin Pantallas / No Shades		<b>1.190</b>
	OF	55			<b>1.014</b>
	ORO ANT.	231			<b>1.252</b>



REF.	DESCRIPCIÓN	💡 LUCES	Peso Neto Net Weight	MEDIDAS MEASURES	CONTAINER VOLUME
<b>20056.0</b>	SOBREMESA / TABLE LAMP	2-E27	10,60 kg	87↑ 50Ø cm	0,387 m³
			23,35 lb	34,25↑ 19,69Ø in	13,667 ft³
	COLOR	COD.	PANTALLAS		PVP ( )
	PLA.B	4	1629-85 Plisada Blanca / White Pleated		<b>2.020</b>
	OF	55			<b>1.908</b>
	ORO ANT.	231			<b>2.062</b>
	PLA.B	4	1620-00 Sin Pantallas / No Shades		<b>1.710</b>
	OF	55			<b>1.598</b>
	ORO ANT.	231			<b>1.752</b>



REF.	DESCRIPCIÓN	💡 LUCES	Peso Neto Net Weight	MEDIDAS MEASURES	CONTAINER VOLUME
<b>20057.0</b>	SOBREMESA / TABLE LAMP	2-E27	15,00 kg	93↑ 55Ø cm	0,601 m³
			33,04 lb	36,61↑ 21,65Ø in	21,224 ft³
	COLOR	COD.	PANTALLAS		PVP ( )
	OF	55	1629-47 Plisada Blanca / White Pleated		<b>1.766</b>
	ORO ANT.	231			<b>2.050</b>
	PL.ANT.	387			<b>2.050</b>
	OF	55	1620-00 Sin Pantallas / No Shades		<b>1.456</b>
	ORO ANT.	231			<b>1.746</b>
	PL.ANT.	387			<b>1.746</b>

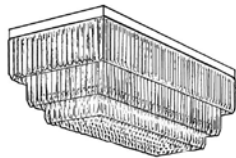


REF.	DESCRIPCIÓN	💡 LUCES	Peso Neto Net Weight	MEDIDAS MEASURES	CONTAINER VOLUME
<b>20058.0</b>	SOBREMESA / TABLE LAMP	1-E27	3,60 kg	75↑ 45Ø cm	0,210 m³
			7,93 lb	29,53↑ 17,72Ø in	7,416 ft³
	COLOR	COD.	PANTALLAS		PVP ( )
	PLA.ANT/NB	390	1629-86		<b>1.904</b>
	PLA.ANT/NB	390	1620-00 Sin Pantallas / No Shades		<b>1.594</b>



REF.	DESCRIPCIÓN	💡 LUCES	Peso Neto Net Weight	MEDIDAS MEASURES	CONTAINER VOLUME
<b>20059.0</b>	PLAFÓN / CEILING FIXTURE	8-E14	12,00 kg	36↑ 75Ø cm	0,491 m³
			26,43 lb	14,17↑ 29,53Ø in	17,340 ft³
	COLOR	COD.	PANTALLAS		PVP ( )
	PLA.B	4			<b>1.260</b>
	OF	55			<b>1.168</b>





REF.	DESCRIPCIÓN	LUCES	Peso Neto Net Weight	MEDIDAS MEASURES	CONTAINER VOLUME
<b>20060 .0</b>	LÁMPARA / CHANDELIER	10-E14+5-E14	106,00 kg	132↑ 100Ø cm	2,606 m³
			233,48 lb	51,97↑ 39,37Ø in	92,030 ft³
	COLOR	COD.	PANTALLAS		PVP ( )
	OA/NB	288			<b>19.500</b>
	OF/NST	100			<b>11.900</b>
<b>20061 .0</b>	PLAFÓN / CEILING FIXTURE	LED	200,00 kg	60↑ 159↔ 75/ cm	1,636 m³
			440,53 lb	23,62↑ 62,6↔ 29,53/ in	57,775 ft³
	COLOR	COD.	PANTALLAS		PVP ( )
	DB	67			<b>16.012</b>
	NI.B.	516			<b>15.570</b>
<b>20061 .1</b>	PLAFÓN / CEILING FIXTURE	30-E14	200,00 kg	60↑ 159↔ 75/ cm	1,636 m³
			440,53 lb	23,62↑ 62,6↔ 29,53/ in	57,775 ft³
	COLOR	COD.	PANTALLAS		PVP ( )
	DB	67			<b>15.110</b>
	NI.B.	516			<b>14.670</b>
<b>20062 .0</b>	PIE / FLOOR LAMP	1-E27 HL	39,20 kg	182↑ 62Ø cm	0,648 m³
			86,34 lb	71,65↑ 24,41Ø in	22,884 ft³
	COLOR	COD.	PANTALLAS		PVP ( )
	PLA.B	4			<b>2.376</b>
<b>20063 .0</b>	SOBREMESA / TABLE LAMP · Mármol Negro - Cristal Fume / Black Marble - Fume Crystal	1-E27	30,00 kg	55↑ 24Ø cm	0,046 m³
			66,08 lb	21,65↑ 9,45Ø in	1,624 ft³
	COLOR	COD.	PANTALLAS		PVP ( )
	PLA.B	4			<b>1.692</b>
<b>20063 .1</b>	SOBREMESA / TABLE LAMP · Mármol Blanco - Cristal Transparente / White Marble - Fume Crystal	1-E27	30,00 kg	55↑ 24Ø cm	0,046 m³
			66,08 lb	21,65↑ 9,45Ø in	1,624 ft³
	COLOR	COD.	PANTALLAS		PVP ( )
	PLA.B	4			<b>1.692</b>
<b>20064 .0</b>	SOBREMESA / TABLE LAMP · Mármol Negro - Cristal Metalizado / Black Marble - Metallic Crystal	1-E27	20,00 kg	33↑ 17Ø cm	0,038 m³
			44,05 lb	12,99↑ 6,69Ø in	1,342 ft³
	COLOR	COD.	PANTALLAS		PVP ( )
	PLA.B	4			<b>1.694</b>





REF.	DESCRIPCIÓN	LUCES	Peso Neto Net Weight	MEDIDAS MEASURES	CONTAINER VOLUME
<b>14018 .0</b>	TIBOR / DECORATIVE COLLECTION · Alabastro Blanco / White Alabaster		9,48 kg	52↑ 30↔ 26/ cm	0,151 m³
			20,88 lb	20,47↑ 11,81↔ 10,24/ in	5,333 ft³
	COLOR	COD.	PANTALLAS		PVP ( )
	ORO ANT.	231			<b>1.302</b>
	AN.PV.	254			<b>1.302</b>
<b>14018 .1</b>	TIBOR / DECORATIVE COLLECTION · Alabastro Brandy / Brandy Alabaster		9,48 kg	52↑ 30↔ 26/ cm	0,151 m³
			20,88 lb	20,47↑ 11,81↔ 10,24/ in	5,333 ft³
	COLOR	COD.	PANTALLAS		PVP ( )
	ORO ANT.	231			<b>1.302</b>
	AN.PV.	254			<b>1.302</b>



<b>14021 .0</b>	COPA / DECORATIVE COLLECTION · Alabastro Blanco / White Alabaster		15,00 kg	47↑ 33Ø cm	0,182 m³
			33,04 lb	18,5↑ 12,99Ø in	6,427 ft³
	COLOR	COD.	PANTALLAS		PVP ( )
	ORO ANT.	231			<b>1.358</b>
	AN.PV.	254			<b>1.358</b>
<b>14021 .1</b>	COPA / DECORATIVE COLLECTION · Alabastro Brandy / Brandy Alabaster		15,00 kg	47↑ 33Ø cm	0,182 m³
			33,04 lb	18,5↑ 12,99Ø in	6,427 ft³
	COLOR	COD.	PANTALLAS		PVP ( )
	ORO ANT.	231			<b>1.358</b>
	AN.PV.	254			<b>1.358</b>



<b>14044 .0</b>	TIBOR / DECORATIVE COLLECTION · Alabastro Blanco / White Alabaster		13,01 kg	63↑ 25Ø cm	0,182 m³
			28,66 lb	24,8↑ 9,84Ø in	6,427 ft³
	COLOR	COD.	PANTALLAS		PVP ( )
	ORO ANT.	231			<b>1.136</b>
	AN.PV.	254			<b>1.136</b>
<b>14044 .1</b>	TIBOR / DECORATIVE COLLECTION · Alabastro Brandy / Brandy Alabaster		13,01 kg	63↑ 25Ø cm	0,182 m³
			28,66 lb	24,8↑ 9,84Ø in	6,427 ft³
	COLOR	COD.	PANTALLAS		PVP ( )
	ORO ANT.	231			<b>1.136</b>
	AN.PV.	254			<b>1.136</b>




<b>14121 .0</b>	TIBOR / DECORATIVE COLLECTION · Alabastro Blanco / White Alabaster		7,43 kg	48↑ 28Ø cm	0,151 m³
			16,37 lb	18,9↑ 11,02Ø in	5,333 ft³
	COLOR	COD.	PANTALLAS		PVP ( )
	ORO ANT.	231			<b>1.286</b>
	OF	55			<b>1.286</b>
<b>14121 .1</b>	TIBOR / DECORATIVE COLLECTION · Alabastro Brandy / Brandy Alabaster		7,43 kg	48↑ 28Ø cm	0,151 m³
			16,37 lb	18,9↑ 11,02Ø in	5,333 ft³
	COLOR	COD.	PANTALLAS		PVP ( )
	ORO ANT.	231			<b>1.286</b>
	OF	55			<b>1.286</b>



<b>14124 .0</b>	CENTRO / CENTREPIECE		5,00 kg	23↑ 34Ø cm	0,151 m³
			11,01 lb	9,06↑ 13,39Ø in	5,333 ft³
	COLOR	COD.	PANTALLAS		PVP ( )
	OA/NB	288			<b>1.580</b>



REF.	DESCRIPCIÓN	LUCES	Peso Neto Net Weight	MEDIDAS MEASURES	CONTAINER VOLUME
14128 .0	CANDELABRO / CANDLESTICK		6,27 kg	53↑ 31Ø cm	0,182 m³
			13,81 lb	20,87↑ 12,2Ø in	6,427 ft³
	COLOR	COD.	PANTALLAS		PVP ( )
	ORO ANT.	231			<b>2.102</b>
14131 .0	CANDELABRO / CANDLESTICK · Alabastro Blanco / White Alabaster		6,51 kg	59↑ 31Ø cm	0,182 m³
			14,34 lb	23,23↑ 12,2Ø in	6,427 ft³
	COLOR	COD.	PANTALLAS		PVP ( )
	ORO ANT.	231			<b>1.342</b>
14131 .1	CANDELABRO / CANDLESTICK · Alabastro Brandy / Brandy Alabaster		6,51 kg	59↑ 31Ø cm	0,182 m³
			14,34 lb	23,23↑ 12,2Ø in	6,427 ft³
	COLOR	COD.	PANTALLAS		PVP ( )
	ORO ANT.	231			<b>1.342</b>
14139 .0	RELOJ / CLOCK · Alabastro Blanco / White Alabaster		30,80 kg	43↑ 43↔ 25/ cm	0,242 m³
			67,84 lb	16,93↑ 16,93↔ 9,84/ in	8,546 ft³
	COLOR	COD.	PANTALLAS		PVP ( )
	ORO ANT.	231			<b>3.642</b>
14139 .1	RELOJ / CLOCK · Alabastro Brandy / Brandy Alabaster		30,80 kg	43↑ 43↔ 25/ cm	0,242 m³
			67,84 lb	16,93↑ 16,93↔ 9,84/ in	8,546 ft³
	COLOR	COD.	PANTALLAS		PVP ( )
	ORO ANT.	231			<b>3.642</b>
14140 .0	CENTRO / CENTREPIECE · Alabastro Blanco / White Alabaster		8,60 kg	30↑ 58↔ 30/ cm	0,182 m³
			18,94 lb	11,81↑ 22,83↔ 11,81/ in	6,427 ft³
	COLOR	COD.	PANTALLAS		PVP ( )
	ORO ANT.	231			<b>1.808</b>
14140 .1	CENTRO / CENTREPIECE · Alabastro Brandy / Brandy Alabaster		8,60 kg	30↑ 58↔ 30/ cm	0,182 m³
			18,94 lb	11,81↑ 22,83↔ 11,81/ in	6,427 ft³
	COLOR	COD.	PANTALLAS		PVP ( )
	ORO ANT.	231			<b>1.808</b>
14141 .0	TIBOR / DECORATIVE COLLECTION		7,60 kg	50↑ 34↔ 26/ cm	0,182 m³
			16,74 lb	19,69↑ 13,39↔ 10,24/ in	6,427 ft³
	COLOR	COD.	PANTALLAS		PVP ( )
	OF	55			<b>2.176</b>



REF.	DESCRIPCIÓN	LUCES	Peso Neto Net Weight	MEDIDAS MEASURES	CONTAINER VOLUME
<b>14142.0</b>	CENTRO / CENTREPIECE · Alabastro Blanco / White Alabaster		22,01 kg	31↑ 60Ø cm	0,462 m³
			48,48 lb	12,2↑ 23,62Ø in	16,315 ft³
	COLOR	COD.	PANTALLAS		PVP ( )
	ORO ANT.	231			<b>2.336</b>
<b>14142.1</b>	CENTRO / CENTREPIECE · Alabastro Brandy / Brandy Alabaster		22,01 kg	31↑ 60Ø cm	0,462 m³
			48,48 lb	12,2↑ 23,62Ø in	16,315 ft³
	COLOR	COD.	PANTALLAS		PVP ( )
	ORO ANT.	231			<b>2.336</b>



<b>14148.0</b>	RELOJ / CLOCK · Alabastro Blanco / White Alabaster		25,01 kg	46↑ 44↔ 22/ cm	0,242 m³
			55,09 lb	18,11↑ 17,32↔ 8,66/ in	8,546 ft³
	COLOR	COD.	PANTALLAS		PVP ( )
	OF	55			<b>2.584</b>
	ORO ANT.	231			<b>2.584</b>
<b>14148.1</b>	RELOJ / CLOCK · Alabastro Brandy / Brandy Alabaster		25,01 kg	46↑ 44↔ 22/ cm	0,242 m³
			55,09 lb	18,11↑ 17,32↔ 8,66/ in	8,546 ft³
	COLOR	COD.	PANTALLAS		PVP ( )
	OF	55			<b>2.584</b>
	ORO ANT.	231			<b>2.584</b>



<b>14154.0</b>	RELOJ / CLOCK · Alabastro Blanco / White Alabaster		29,01 kg	57↑ 32↔ 20/ cm	0,242 m³
			63,90 lb	22,44↑ 12,6↔ 7,87/ in	8,546 ft³
	COLOR	COD.	PANTALLAS		PVP ( )
	OF	55			<b>3.274</b>
	ORO ANT.	231			<b>3.274</b>
<b>14154.1</b>	RELOJ / CLOCK · Alabastro Brandy / Brandy Alabaster		29,01 kg	57↑ 32↔ 20/ cm	0,242 m³
			63,90 lb	22,44↑ 12,6↔ 7,87/ in	8,546 ft³
	COLOR	COD.	PANTALLAS		PVP ( )
	OF	55			<b>3.274</b>
	ORO ANT.	231			<b>3.274</b>



<b>14155.0</b>	CENTRO / CENTREPIECE · Alabastro Blanco / White Alabaster		10,60 kg	31↑ 42Ø cm	0,124 m³
			23,35 lb	12,2↑ 16,54Ø in	4,379 ft³
	COLOR	COD.	PANTALLAS		PVP ( )
	OF	55			<b>1.194</b>
	ORO ANT.	231			<b>1.194</b>
<b>14155.1</b>	CENTRO / CENTREPIECE · Alabastro Brandy / Brandy Alabaster		10,60 kg	31↑ 42Ø cm	0,124 m³
			23,35 lb	12,2↑ 16,54Ø in	4,379 ft³
	COLOR	COD.	PANTALLAS		PVP ( )
	OF	55			<b>1.194</b>
	ORO ANT.	231			<b>1.194</b>



<b>14158.0</b>	CANDELABRO / CANDLESTICK		10,04 kg	90↑ 40Ø cm	0,334 m³
			22,11 lb	35,43↑ 15,75Ø in	11,795 ft³
	COLOR	COD.	PANTALLAS		PVP ( )
	ORO ANT.	231			<b>3.572</b>



REF.	DESCRIPCIÓN	LUCES	Peso Neto Net Weight	MEDIDAS MEASURES	CONTAINER VOLUME
14159.0	CENTRO / CENTREPIECE		11,40 kg	46↑ 40Ø cm	0,151 m³
			25,11 lb	18,11↑ 15,75Ø in	5,333 ft³
	COLOR	COD.	PANTALLAS		PVP ( )
	OA/NB	288			<b>1.670</b>




14160.0	RELOJ / CLOCK · Swarovski Elements		22,01 kg	77↑ 24↔ 20/ cm	0,184 m³
			48,48 lb	30,31↑ 9,45↔ 7,87/ in	6,498 ft³
	COLOR	COD.	PANTALLAS		PVP ( )
	OA/NB	288			<b>2.830</b>



14161.0	RELOJ / CLOCK		24,20 kg	62↑ 52↔ 17/ cm	0,282 m³
			53,30 lb	24,41↑ 20,47↔ 6,69/ in	9,959 ft³
	COLOR	COD.	PANTALLAS		PVP ( )
	OA/NB	288			<b>4.098</b>



14162.0	TIBOR / DECORATIVE COLLECTION · Swarovski Elements		20,01 kg	60↑ 31↔ 23/ cm	0,182 m³
			44,07 lb	23,62↑ 12,2↔ 9,06/ in	6,427 ft³
	COLOR	COD.	PANTALLAS		PVP ( )
	OA/NB	288			<b>2.148</b>



14163.0	CENTRO / CENTREPIECE		9,80 kg	36↑ 40Ø cm	0,151 m³
			21,59 lb	14,17↑ 15,75Ø in	5,333 ft³
	COLOR	COD.	PANTALLAS		PVP ( )
	OA/NB	288			<b>1.290</b>



14164.0	COPA / DECORATIVE COLLECTION		7,57 kg	48↑ 25↔ 15/ cm	0,086 m³
			16,67 lb	18,9↑ 9,84↔ 5,91/ in	3,037 ft³
	COLOR	COD.	PANTALLAS		PVP ( )
	ORO ANT.	231			<b>4.236</b>

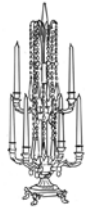


14166.0	CENTRO / CENTREPIECE · Alabastro Blanco / White Alabaster		14,24 kg	42↑ 60Ø cm	0,374 m³
			31,37 lb	16,54↑ 23,62Ø in	13,208 ft³
	COLOR	COD.	PANTALLAS		PVP ( )
	ORO ANT.	231			<b>2.518</b>

14166.1	CENTRO / CENTREPIECE · Alabastro Brandy / Brandy Alabaster		14,24 kg	42↑ 60Ø cm	0,374 m³
			31,37 lb	16,54↑ 23,62Ø in	13,208 ft³
	COLOR	COD.	PANTALLAS		PVP ( )
	ORO ANT.	231			<b>2.518</b>

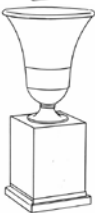


REF.	DESCRIPCIÓN	LUCES	Peso Neto Net Weight	MEDIDAS MEASURES	CONTAINER VOLUME
<b>14167 .0</b>	CENTRO / CENTREPIECE · Alabastro Blanco / White Alabaster		28,01 kg	62↑ 470 cm	0,282 m³
			61,70 lb	24,41↑ 18,50 in	9,959 ft³
	COLOR	COD.	PANTALLAS		PVP ( )
	ORO ANT.	231			<b>2.692</b>
<b>14167 .1</b>	CENTRO / CENTREPIECE · Alabastro Brandy / Brandy Alabaster		28,01 kg	62↑ 470 cm	0,282 m³
			61,70 lb	24,41↑ 18,50 in	9,959 ft³
	COLOR	COD.	PANTALLAS		PVP ( )
	ORO ANT.	231			<b>2.692</b>
<b>14169 .0</b>	CENTRO / CENTREPIECE		9,70 kg	21↑ 460 cm	0,205 m³
			21,37 lb	8,27↑ 18,110 in	7,240 ft³
	COLOR	COD.	PANTALLAS		PVP ( )
	OF	55			<b>1.094</b>
<b>14171 .0</b>	TIBOR / DECORATIVE COLLECTION · Alabastro Blanco / White Alabaster		11,95 kg	74↑ 33↔ 20/ cm	0,184 m³
			26,32 lb	29,13↑ 12,99↔ 7,87/ in	6,498 ft³
	COLOR	COD.	PANTALLAS		PVP ( )
	OF	55			<b>2.362</b>
<b>14174 .0</b>	CANDELABRO / CANDLESTICK · Cristal Scholer / Scholer Crystal		6,99 kg	69↑ 320 cm	0,182 m³
			15,40 lb	27,17↑ 12,60 in	6,427 ft³
	COLOR	COD.	PANTALLAS		PVP ( )
	ORO ANT.	231			<b>1.858</b>
	PL.ANT.	387			<b>1.858</b>
<b>14175 .0</b>	CANDELABRO / CANDLESTICK · Cristal Scholer / Scholer Crystal		7,30 kg	93↑ 380 cm	0,334 m³
			16,08 lb	36,61↑ 14,960 in	11,795 ft³
	COLOR	COD.	PANTALLAS		PVP ( )
	ORO ANT.	231			<b>2.746</b>
	PL.ANT.	387			<b>2.746</b>
<b>14176 .0</b>	CENTRO / CENTREPIECE · Alabastro Blanco / White Alabaster		24,80 kg	47↑ 620 cm	0,374 m³
			54,63 lb	18,5↑ 24,410 in	13,208 ft³
	COLOR	COD.	PANTALLAS		PVP ( )
	OF	55			<b>2.160</b>
	ORO ANT.	231			<b>2.160</b>

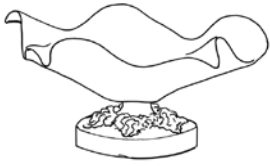




REF.	DESCRIPCIÓN	LUCES	Peso Neto Net Weight	MEDIDAS MEASURES	CONTAINER VOLUME
<b>14180.0</b>	CENTRO / CENTREPIECE · Alabastro Blanco / White Alabaster		10,42 kg	60↑ 30Ø cm	0,205 m³
			22,95 lb	23,62↑ 11,81Ø in	7,240 ft³
	COLOR	COD.	PANTALLAS		PVP ( )
	ORO ANT.	231			<b>2.136</b>
	PL.ANT.	387			<b>2.136</b>
<b>14180.1</b>	CENTRO / CENTREPIECE · Alabastro Brandy / Brandy Alabaster		10,42 kg	60↑ 30Ø cm	0,205 m³
			22,95 lb	23,62↑ 11,81Ø in	7,240 ft³
	COLOR	COD.	PANTALLAS		PVP ( )
	ORO ANT.	231			<b>2.136</b>
	PL.ANT.	387			<b>2.136</b>
<b>14184.0</b>	CANDELABRO / CANDLESTICK		3,40 kg	65↑ 21Ø cm	0,086 m³
			7,49 lb	25,59↑ 8,27Ø in	3,037 ft³
	COLOR	COD.	PANTALLAS		PVP ( )
	PLA.VI.	56			<b>1.204</b>
	OF	55			<b>1.204</b>
<b>14185.0</b>	CENTRO / CENTREPIECE		13,71 kg	57↑ 40Ø cm	0,205 m³
			30,20 lb	22,44↑ 15,75Ø in	7,240 ft³
	COLOR	COD.	PANTALLAS		PVP ( )
	ORO ANT.	231			<b>2.758</b>
<b>14186.0</b>	COPA / DECORATIVE COLLECTION		23,60 kg	80↑ 37Ø cm	0,396 m³
			51,98 lb	31,5↑ 14,57Ø in	13,985 ft³
	COLOR	COD.	PANTALLAS		PVP ( )
	PLA.B	4			<b>2.328</b>
<b>14186.2</b>	COPA / DECORATIVE COLLECTION · Sin Rombos / Without Front inlays		23,60 kg	80↑ 37Ø cm	0,396 m³
			51,98 lb	31,5↑ 14,57Ø in	13,985 ft³
	COLOR	COD.	PANTALLAS		PVP ( )
	PLA.B	4			<b>2.328</b>
<b>14187.0</b>	CENTRO / CENTREPIECE		11,00 kg	37↑ 42Ø cm	0,151 m³
			24,23 lb	14,57↑ 16,54Ø in	5,333 ft³
	COLOR	COD.	PANTALLAS		PVP ( )
	PLA.VI.	56			<b>1.598</b>
<b>14188.0</b>	CANDELABRO / CANDLESTICK		4,60 kg	57↑ 16Ø cm	0,065 m³
			10,13 lb	22,44↑ 6,3Ø in	2,295 ft³
	COLOR	COD.	PANTALLAS		PVP ( )
	OF	55			<b>938</b>







REF.	DESCRIPCIÓN	LUCES	Peso Neto Net Weight	MEDIDAS MEASURES	CONTAINER VOLUME
<b>14191 .0</b>	CENTRO / CENTREPIECE		8,20 kg	20↑ 45Ø cm	0,124 m³
			18,06 lb	7,87↑ 17,72Ø in	4,379 ft³
	COLOR	COD.	PANTALLAS		PVP ( )
	PLA.B/N.B.	485			<b>1.276</b>



<b>14192 .0</b>	CENTRO / CENTREPIECE		7,40 kg	52↑ 21Ø cm	0,074 m³
			16,30 lb	20,47↑ 8,27Ø in	2,613 ft³
	COLOR	COD.	PANTALLAS		PVP ( )
	PLA.ANT/NB	390			<b>1.668</b>



<b>14194 .0</b>	CENTRO / CENTREPIECE		9,20 kg	65↑ 30Ø cm	0,182 m³
			20,26 lb	25,59↑ 11,81Ø in	6,427 ft³
	COLOR	COD.	PANTALLAS		PVP ( )
	OA/NB	288			<b>3.418</b>



<b>14195 .0</b>	CENTRO / CENTREPIECE	· Mármol Travertino / Travertino Marble	11,80 kg	74↑ 17Ø cm	0,129 m³
			25,99 lb	29,13↑ 6,69Ø in	4,556 ft³
	COLOR	COD.	PANTALLAS		PVP ( )
	PL.ANT.	387			<b>1.950</b>
	ORO ANT.	231			<b>1.950</b>
	OF	55			<b>1.854</b>

<b>14195 .1</b>	CENTRO / CENTREPIECE	· Mármol Negro / Black Marble	11,80 kg	74↑ 17Ø cm	0,129 m³
			25,99 lb	29,13↑ 6,69Ø in	4,556 ft³
	COLOR	COD.	PANTALLAS		PVP ( )
	PL.ANT.	387			<b>1.950</b>
	ORO ANT.	231			<b>1.950</b>
	OF	55			<b>1.854</b>



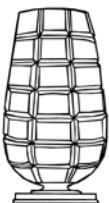

<b>14196 .0</b>	CENTRO / CENTREPIECE		12,60 kg	52↑ 27Ø cm	0,165 m³
			27,75 lb	20,47↑ 10,63Ø in	5,827 ft³
	COLOR	COD.	PANTALLAS		PVP ( )
	PLA.ANT/NB	390			<b>2.750</b>
	OA/NB	288			<b>2.750</b>



<b>14197 .0</b>	CENTRO / CENTREPIECE	· Mármol Travertino / Travertino Marble	6,60 kg	40↑ 28Ø cm	0,124 m³
			14,54 lb	15,75↑ 11,02Ø in	4,379 ft³
	COLOR	COD.	PANTALLAS		PVP ( )
	OA/NB	288			<b>2.422</b>
	PLA.ANT/NB	390			<b>2.422</b>
	OF/NST	100			<b>2.308</b>
	PLA.B/N.B.	485			<b>2.374</b>
	CR.B./N.B.	432			<b>2.360</b>



<b>14198 .0</b>	CENTRO / CENTREPIECE		20,00 kg	44↑ 36Ø cm	0,094 m³
			44,05 lb	17,32↑ 14,17Ø in	3,320 ft³
	COLOR	COD.	PANTALLAS		PVP ( )
	OF	55			<b>2.128</b>
	ORO ANT.	231			<b>2.250</b>
	PL.ANT.	387			<b>2.250</b>



REF.	DESCRIPCIÓN	LUCES	Peso Neto Net Weight	MEDIDAS MEASURES	CONTAINER VOLUME
<b>14199.0</b>	CENTRO / CENTREPIECE		15,00 kg	46↑ 18↔ 18/ cm	0,094 m³
			33,04 lb	18,11↑ 7,09↔ 7,09/ in	3,320 ft³
	COLOR	COD.	PANTALLAS		PVP ( )
	PLA.B	4			<b>3.060</b>
	OF	55			<b>2.916</b>
<b>14200.0</b>	CENTRO / CENTREPIECE		12,00 kg	43↑ 19Ø cm	0,055 m³
			26,43 lb	16,93↑ 7,48Ø in	1,942 ft³
	COLOR	COD.	PANTALLAS		PVP ( )
	PLA.B	4			<b>1.392</b>
	OF	55			<b>1.332</b>
	ORO ANT.	231			<b>1.420</b>
<b>14201.0</b>	CENTRO / CENTREPIECE · Mármol Negro - Cristal Fume / Black Marble - Fume Crystal		20,00 kg	15↑ 45↔ 21/ cm	0,038 m³
			44,05 lb	5,91↑ 17,72↔ 8,27/ in	1,342 ft³
	COLOR	COD.	PANTALLAS		PVP ( )
	PLA.B	4			<b>1.676</b>
<b>14201.1</b>	CENTRO / CENTREPIECE · Mármol Blanco - Cristal Transparente / White Marble - Transparent Crystal		20,00 kg	15↑ 45↔ 21/ cm	0,038 m³
			44,05 lb	5,91↑ 17,72↔ 8,27/ in	1,342 ft³
	COLOR	COD.	PANTALLAS		PVP ( )
	PLA.B	4			<b>1.676</b>
<b>14202.0</b>	CENTRO / CENTREPIECE · Mármol Negro - Cristal Fume / Black Marble - Fume Crystal		30,00 kg	55↑ 24Ø cm	0,046 m³
			66,08 lb	21,65↑ 9,45Ø in	1,624 ft³
	COLOR	COD.	PANTALLAS		PVP ( )
	PLA.B	4			<b>1.606</b>
<b>14202.1</b>	CENTRO / CENTREPIECE · Mármol Blanco - Cristal Transparente / White Marble - Transparent Crystal		30,00 kg	55↑ 24Ø cm	0,046 m³
			66,08 lb	21,65↑ 9,45Ø in	1,624 ft³
	COLOR	COD.	PANTALLAS		PVP ( )
	PLA.B	4			<b>1.606</b>
<b>14203.0</b>	CENTRO / CENTREPIECE · Mármol Negro - Cristal Metalizado / Black Marble - Metallic Crystal		20,00 kg	33↑ 17Ø cm	0,038 m³
			44,05 lb	12,99↑ 6,69Ø in	1,342 ft³
	COLOR	COD.	PANTALLAS		PVP ( )
	PLA.B	4			<b>1.604</b>



[www.mariner.es](http://www.mariner.es)

Ciudad de Liria, 84 (Pol. Ind. Fte. del Jarro) • 46988 PATERNA (VALENCIA) • SPAIN  
Tel.: (34) 96 132 22 11 • Fax: (34) 96 132 37 30 • Export Tel.: (34) 96 132 06 14  
[www.mariner.es](http://www.mariner.es) • e-mail: [info@mariner.es](mailto:info@mariner.es)